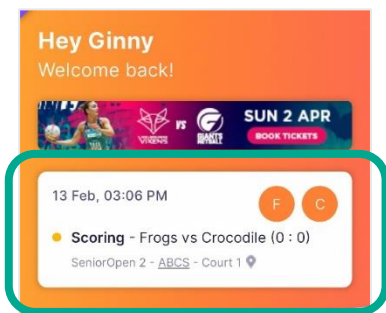


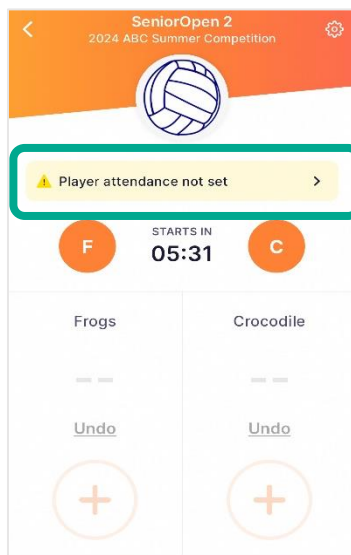
# LIVE SCORING AT SFNL

## BEGINNING ROUND 1, APRIL 6<sup>th</sup> 2024

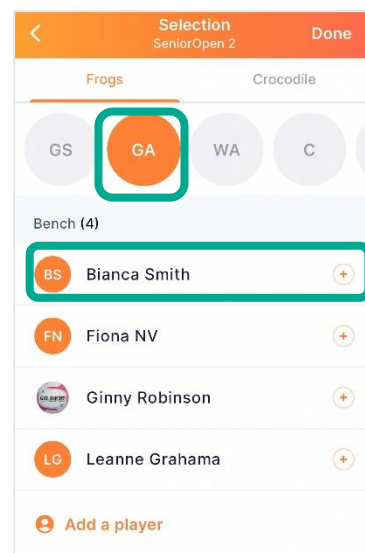
Scorer opens device and clicks the 'Scorecard' for the game.



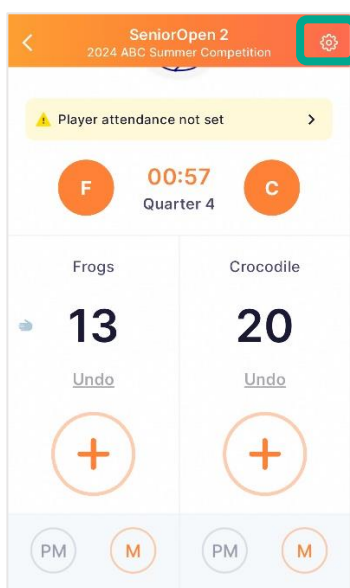
Click Player Attendance to add positions. Notice the timer – this game begins in 5 mins, 31 secs the timer counts down until the scheduled game time.



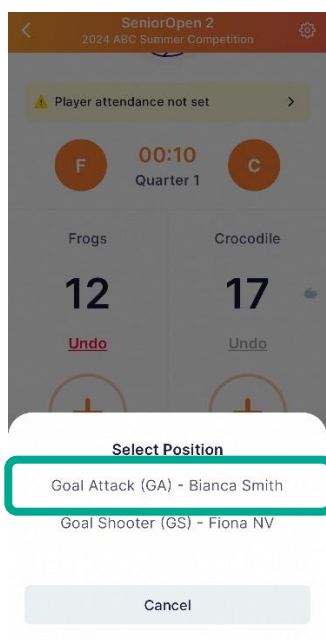
Player Attendance - Select the position then the player name to allocate positions.



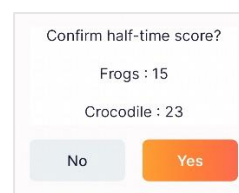
Rolling subs and player positions can be changed any time during the match. Select the gear icon.



When a goal is scored select '+' then GA or GS who scored, player names appear if attendance has been set. A score can be removed by selecting undo, this removes the last action.



A popup appears at quarter and half-time to confirm scores. If score adjustments are required click 'no', then add or undo as required.



Continue to score. At the end of the game, the final popup appears to confirm scores. Click Yes and you are done.

