

# 2019

## ANNUAL REPORT



OWNERS: THE SOUTH FLORIDA NETBALL LEAGUE



FRANKIE  
PHOTOGRAPHY

# OUR PURPOSE

Providing football and netball participation to  
the Southern community

# OUR VALUES

Trust  
Accountability  
Inclusiveness  
Innovation

## CONTENTS

2	Life Members
4	Hall of Fame
6	SFNL Board of Management
7	SFNL Administration
8	SFNL Member Clubs
9	SFNL Participation Summary
10	Chairman's Report
14	CEO's Report
16	Football Operations Report
18	Netball Report
20	Umpiring Report
22	Football Interleague Report
23	Netball Interleague Report
24	Media Report
26	2019 Football Premiers
29	2019 Netball Premiers
30	2019 SFNL Award Winners
32	2019 SFNL Teams of the Year
36	2019 Football Ladders
39	2019 Netball Ladders
42	Football Best & Fairest Winners
44	Football Leading Goalkickers
46	Football Grand Final Best on Ground
48	Netball Best & Fairest Winners
49	Netball Leading Goalshooters
50	Netball Grand Final Best on Court
51	Football Finals Series Finishes
55	Netball Finals Series Finishes
56	Club Champions
57	Finance Report
58	Financial Report for the Year Ended 31 October 2019



# LIFE MEMBERS

## SOUTHERN FOOTBALL NETBALL LEAGUE LTD (FORMERLY ESCFA LTD AND SFL INC.)

1993	K.B. Carter
1994	A. Liddell
1995	W. Gould
1997	P. Marsh
1999	S. Yeomans
2000	D. Corless
2001	D. Pitman
	K. Brownscombe
	J. O'Connor
	N. Kellett
2002	A. Goodes
2003	R. Gould
	S. Hill
2004	T. Williamson
	D. Luttrell
	J. Bennett
	L. Marshall
2006	H. Laurenson
	K. Handley
	T. Easey
	R. Bray
	I. Bennett
2008	E. Lloyd-Griffiths
2010	S. Barnes
	K. Mark
2011	J.P. Lefebure
	S. Bayes
	D. Cox
2012	D. Avery
2018	D. Smith

## FORMER ESCFA LTD.

A. Anderson
L. Williams
J. Steain
B. Quinton
W. Matthews
M. Anthony
B. Cooper
A. Broadhead
M. Anderson
W. Woods
J. McMenamin
K. Stuart
H. Blackwell
K. Dempsey
J. Steven
R. Leman
R. Savage
W. David
C. Curtis
P. Hiscock
D. Blyth
A. Johnstone
R. Yeomans
J. Meneilly
R. Hennessey
G. Owen
B. Hosking
K. Pemberton
D. Pignolet
J. Honey
N. Jacobs
N. McDonell
L. McKiernan
T. O'Shea

## FORMER SESFL INC. (FORMERLY CODFL AND ESFL)

1966	H. Malcolm
1967	G. McGan
1968	L. Aitken
1970	D. Dell
1974	L. Kelly
1976	J. Kenny
	J. Famularo
1977	J. Tuahn
	D. Malcolm
1978	A. Lowe
1979	F. Johnson
1980	P. Schiltz
1981	B. Hill
1983	A. McLean
1984	P. Wilkins
1985	S. Smith
1986	L. Reynolds
1987	T. Rowe
1988	B. Marriott
1989	N. Egan
1990	P. King
1991	R. Spaulding

## LIFE MEMBERS (FORMER SESFL INC. (1963 - 1992))

1992	L.R. Bailey
	G. Hunter

## LIFE MEMBERS (FORMER ESFL)

1937	H. Jenkins
1946	A. Wadsworth
1948	R. Harvey
1949	H. Hale
1950	W. Dyer
1951	J. Edward
1952	F. Horkings
1953	G. Mottrom
1954	K. Pratt
1955	H. Milner
1956	F. Mills
1957	D. Drummond
1958	J. Slade
1959	R. Smith
1960	A. May
1961	R. Fraser
1963	H. Barnes
	L. Blackman
	H. Hope
	K. Lear
	A. Mays

## LIFE MEMBERS (FORMER CODFL)

1938	W. Wilde
1939	A. Young
1940	E. Cameron
1941	A. Rogers
1942	C. Fitzsimmons
1943	W. Bristowe
1944	F. Clegg
1945	H. Sayers
1946	E. Clements
1947	T. Osborne
1948	F. Coates
1950	J. Ellis
1951	J. Hogan
1952	C. Barnes
1953	H. Davies
1955	F. Martin
1958	G. Randall
1959	F. Allen
1960	H. Adams
1961	P. O'Donoghue
1962	S. Le Lievre
1963	G. Rule
	W. Jeffreys
	N. Bell

## LIFE MEMBERS (FORMER FFL)

J.W. Allnut
E. Baxter
J. Barker
J. Barker (Jnr)
J.W. Beckwith
P. Brennan
S. Brev
V. Collis
T. Connor
C. Green
H. Crowe
R. Douthie
J. Drinan
C. Fenwick
J.W. Furdge
F.R. Hogg
J. Johnstone
F.T. LePage
H. Lyon
C. Kerr
A. Mackay
R. Merlo
D.E. Molloy
P. Molloy
L. O'Mara
H.P. Petersen
R. Phair
D. Patterson
H. Patterson
F. Pritchard
A. Rose
C. Taylor
E.F. Waddell
P. Walker
B. White

# HALL OF FAME

The Southern Football Netball League Hall of Fame was established in 2015 to acknowledge and celebrate persons who have made significant contributions to the SFNL or the forerunners of the SFNL, being the Federal Football League, Eastern Suburbs Churches Football Association and South East Suburban Football League.

There are seven categories under which an individual may be considered for induction into the Hall of Fame. They are player, administrator, official, coach, umpire, media or lifetime achiever.



**Ray Carr**  
2018



**Trevor Easey**  
2018



**Alan Flint**  
2018



**Ross Gould**  
2018



**Neil Kellett**  
2017



**Emrys Lloyd-Griffiths**  
2017



**Daryl Pitman**  
2017



**Kingsley Ellis**  
2016



**David Luttrell**  
2016



**Garry Matlock**  
2016



**Mark Seymour**  
2016



**Ken Shaw**  
2016



**Margaret Torpy**  
2016



**Stephen Barnes**  
2015



**Wally Beckwith**  
2015



**John Bennett**  
2015



**Ian Birkett**  
2015



**Bob Bray**  
2015



**Garry Cranny**  
2015



**David Folley**  
2015



**Ashley Goodes**  
2015



**Con Gorozidis**  
2015



**Kevan Hamilton**  
2015



**Bruce Hill**  
2015



**Jim Honey**  
2015



**Stan Le Lievre**  
2015



**Neil Lockhart**  
2015



**Dennis Malcolm**  
2015



**David Martin**  
2015



**Peter Martin**  
2015



**Jim Menelly**  
2015



**Darrell Molloy**  
2015



**Bill Ostle**  
2015



**Rob Spaulding**  
2015



**Ted Woods**  
2015



# SFNL BOARD OF MANAGEMENT



**MARC GAUDI**  
Chairman



**GARRY CRANNY**  
Vice Chairman



**PAUL SHOEBRIDGE**  
Treasurer



**DARREN MCLEOD**



**LEE NORMAN**



**RICHARD SMITH**



**GAYANN WALKER**

# SFNL ADMINISTRATION



**LEE HARTMAN**  
Chief Executive Officer



**DAVID JENNINGS**  
General Manager -  
Operations



**MATT GRIMWOOD**  
Football & Administration  
Coordinator



**WES GARTH**  
Commercial & Events  
Manager



**SUE KIMBER**  
Netball Operations  
Coordinator



**JENNY MOUAT**  
Finance Manager

## UMPIRING DEPARTMENT

**JONATHAN AUDITORE**  
Director of Umpiring - Football

**KIM PENTREATH**  
Netball Umpire Supervisor

## UMPIRES ASSOCIATION

**ALAN MANNING**  
President

**RODD JOHNSON**  
Secretary



# SFNL MEMBER CLUBS



## SOUTHERN FOOTBALL NETBALL LEAGUE PARTICIPATION SUMMARY 2019

### FEMALE

**576**  
PARTICIPANTS  
**12 CLUBS**  
**13 TEAMS**

### MALE

**3,828**  
PARTICIPANTS  
**35 CLUBS**  
**86 TEAMS**

### UMPIRES

**336** REGISTERED  
UMPIRES  
**308 MALE**  
**28 FEMALE**

### NETBALL

**1,369**  
PLAYERS  
**29 CLUBS**  
**100 TEAMS**

### SOCIAL MEDIA



**1,702**  
FOLLOWERS



**8,296**  
FOLLOWERS



**1,955**  
FOLLOWERS

[SFNL.COM.AU](http://SFNL.COM.AU)



TRUST  
ACCOUNTABILITY

INCLUSIVENESS  
INNOVATION





# CHAIRMAN'S REPORT

## MARC GAUCI

### CHAIRMAN

2019 was a significantly improved year for the Southern Football Netball League (SFNL), due mainly to the appointment of our new League CEO Lee Hartman from 1 November 2018

After an initial 3 month probation period the Board confirmed the appointment of Lee for an initial term of 3 years.

The Board with the help of an experienced and competent League CEO has been able to focus on what we should be focused on – the strategic issues for the League.

As a Board we have improved our

- Cohesion and Collaboration
- Governance
- Efficiency
- Trust

Last year at the Annual Presentation night in early Oct 2018 I introduced the concept of "Improving our performance – Better by 10".

The aim of this initiative was to ensure the SFNL only focused in 2019 on key strategic initiatives that we could demonstratively prove that we could better by 10 points.

I would now like to provide a summary of the 5 Board driven initiatives that we have worked very hard to improve in the last 12 months;

- 1) CEO
- 2) Board
- 3) Engagement
- 4) Strategic Plan
- 5) Local Government Authorities

We have attracted new people with new skills from outside the League with the addition to the Board of;

- 1) Darren McLeod (Monash University, Sport)
- 2) Gayann Walker (Barrister)

Lee Norman after 3 years on the Board has opted not to renominate for a new 3 year term due to increased activities outside of the SFNL and we thank Lee for her contribution.

The SFNL Board composition remained stable throughout the year with

Marc Gauci 10th year on the Board,  
2nd year as Chairman:

Garry Cranny 13th year on the Board,  
10th year as Vice Chairman

Paul Shoebridge 1st year on the Board,  
1st year as Treasurer

Lee Norman 3rd year on the Board

Richard Smith 2nd year on the Board

Darren McLeod Initial 3 month observer role and then confirmed as "filling a casual vacancy" role in May 2019

Gayann Walker Initial 3 month observer role and then confirmed as "filling a casual vacancy" role in August 2019

We continue to look for new talent to fill skill gaps. The Board is seeking professionals with the following skills:

- 1) Social and Digital Media,
- 2) Marketing,
- 3) Women in Sport,
- 4) Business,
- 5) Risk Management.

If you or someone you know would like to apply, please do not hesitate to get in touch with me.

At last year's AGM we were given a clear signal from the Members that if you have willing and capable volunteers with the right experience and skill set that want to stay on or join the Board to make a contribution then this should be actively encouraged and pursued.

It is for this reason that we have now recommended the deletion of Rule 55(3) at the 2019 AGM - A Board member may be re-elected unless they have already served the maximum recommended tenure of four (4) continuous terms of three (3) years

Finding the balance between having Club and League experience and new Board members that fill specific knowledge gaps with new and contemporary views is top of mind for me in my search to have the best

Board possible.

### League Objectives

The main objective of the Southern Football Netball League in 2019 was to provide our Players, Clubs, Stakeholders and Partners with an optimal environment and new opportunities that allows them to achieve their goals and ambitions with the least effort and in accordance with the strategic direction of the League.

Improving the quality, reputation, brand and image of the League, the Board and the office was the primary focus of the SFNL Board.

We are also focused on leveraging the power of the League and adding value in advancing our Clubs where their single effort alone will not suffice.

### Strategy

Significantly, during the year we undertook 4 new initiatives to baseline the League and set achievable objectives for 2019.



#### 1) Australia Football League Victoria (AFLV) League Benchmarking

AFL Victoria have at least 2 Metro League Chair and CEO meetings every year. AFLV adopted our suggestion to conduct a League benchmarking process to allow us to be able to assess our League against other comparable Leagues with the key KPIs used to measure success.

This is still a work in progress and when the first report from AFLV is released we will share the high level details. It is expected this report will be available 1st half 2020.

#### 2) Club Improvement Program and Ranking

At the June Board meeting, our midyear mark, we assessed our 35 playing Clubs across a number of key performance indicators to assess their current status and position within the League.

#### 3) AFLV Football Development Managers (FDMs)

This year, AFLV changed the engagement and management of the Football Development Managers. The changes allowed the CEO to actively work with the FDMs in assisting clubs and improving communication between the league, clubs and FDMs.

#### 4) Strategic Plan 2020-2022

For the first time in recent history, the League

undertook a full consultation process with our Clubs and key stakeholders in the formation of what will be our strategy for the next 3 years.

This consultation was conducted during sessions held with:

- Clubs,
- Umpires
- Local Government Authorities ie Councils,
- Staff
- The Board.

I am pleased to now share that our 4 Values going forward will be

- Trust
- Accountability
- Inclusiveness
- Innovation

We look forward to working with our Clubs and Stakeholders in realising the full extent of this plan in the next 3 years.

#### Governance structure and processes

We are constantly living and guided by our Rules and By-Laws and during the year made some refinements which increases the ability to effectively manage the League.

All of these changes are done with proper consultation with the appropriate stakeholders and have been communicated in the right manner.

During the 2019 year we made some further headway into aligning to the Australian Institute of Company Directors "10 principles that promote good Governance" and we will continue this into 2020.

#### 1 Roles and Responsibilities

We have more clarity regarding individual Board member responsibilities, organisational expectations of Board members and the role of the Board.

#### 2 Board Composition

The SFNL board continually looks to improve it's effectiveness by having and being on the lookout for the right group of people, with particular regard to each individual's background, skills and experience, and how the addition of an individual builds the collective capability and effective functioning of the board. The addition of an individual builds the collective capability and effective functioning of the board.

#### 3 Purpose and Strategy

The SFNL board has focused on the important role in setting the vision, purpose and strategies of the organisation, helping the organisation understand these and adapting the direction or plans as appropriate.

#### 4 Risk - Recognition and Management

By putting in place an appropriate system of



# CHAIRMAN'S REPORT

risk oversight and internal controls through our Governance and Sustainability portfolio, the SFNL Board has increased the likelihood that our organisation will deliver on its purpose.

## 5 Organisational Performance

The Board concentrated through the Club Improvement Program on being able to determine and assess appropriate performance categories and indicators for the organisation.

This initiative aided the degree to which our organisation is delivering on its purpose

## 6 Board Effectiveness

Our Board's effectiveness was greatly enhanced through: careful forward planning of board-related activities; board meetings being run in an efficient manner; regular assessments of our Board's performance; by having a Board succession plan; and the effective use of sub-committees, where appropriate.

## 7 Integrity and Accountability

The SFNL Board accepts the value of robust and open discussion and that it is important that the Board have in place a system whereby: there is a flow of information to the board that aids decision-making; there is transparency and accountability to external stakeholders; and the integrity of financial statements and other key information is safeguarded.

## 8 Organisation Building

The SFNL Board acknowledges the continual role we have to play in enhancing the capacity and capabilities of the organisation we serve. In 2020 the Board will introduce a charter to assist in identifying the role of the Board and facilitating best practice governance.

## 9 Culture and Ethics

The SFNL Board sets the tone for ethical and responsible decision-making throughout the organisation. The Board seeks to promote inclusivity and diversity in keeping with contemporary community standards.

## 10 Engagement

In 2019, the SFNL Board focused on effective engagement and communication with our stakeholders.

## Club Debt

• In 2018, my first year as Chairman we finished the year with an unusually high and what the Board determined to be an unacceptable level of monies owed by the Clubs to the League for both football and netball codes, ("Club debt").

After the 2018 AGM and prior to the end of 2018, members of the Board met with the 6 clubs with the highest debt. The purpose of those meetings was to identify the management shortcomings and assist the club with strategies to ensure they would not end up in a similar position in the future. These clubs agreed to payment plans that would ensure the clubs were financial prior to the start of the 2019 season.

It is the League's position that any club with debt in excess of \$5,000 will be put onto a payment plan. Pursuant to the rules, any club not financial will not be allowed to play for points

• Further, the Board went to Members and successfully passed a Rule change at an Special General Meeting held on 24 February 2019

A special resolution to change the following Rule 12.4 as part of Rule 12 "Annual affiliation fee and fee on joining":

From  
The rights of a member as set out in rule 13(1) (including the right to vote) who has not paid the annual affiliation fees or part thereof by the due date, or has not complied with a financial arrangement for the payment of those fees as approved by the Board in its absolute discretion are suspended until the outstanding amount is paid.

To  
The rights of a member as set out in rule 13(1) (including the right to vote) who has not paid all outstanding accounts to the League by the due date as per the relevant by-law or has not complied with a financial arrangement for the payment of those fees as approved by the Board in its absolute discretion are suspended until the outstanding amount is paid.

• We as a Board feel responsible to uphold the reputation of the League and all Clubs. As a result, the Board will not adopt a "name and shame" policy for clubs who owe money to the League. The Board feels this type of policy hurts clubs who are attempting to recruit or retain coaches and players. However, the Board acknowledges that it is not reasonable for clubs with Club Debt or Financial Plans to play finals.

• We knew Dec, Jan, Feb and even Mar are traditionally "non revenue" generating months for earning revenue for Clubs and paying off debt

• We are obliged to allow every Club the right to honour their negotiated payment plan to the League

• Proper and timely financial reporting and compliance with statutory obligation reporting

has been a key focus of the League with the Clubs this year but this continues to create it's own challenges.

## Club Movement

- We are ever vigilant against the occasional desires or actual moves by neighbouring Leagues to attract our Clubs to grow their Divisional football.
- Our primary goal is to provide the most optimal conditions both on and off the field for our Clubs so that they don't want to move away from the SFNL.
- We are pleased to announce that St Francis Xavier Old Collegian Football Club and South Mornington Football Club will join our League in 2020.



## AFL Victoria (AFLV)

Benchmarking and Structure Review

- In 2011, AFLV undertook a review of football in country Victoria (the Peter Jackson Review). The Peter Jackson Review made various recommendations that AFLV have implemented over the last 8 years. AFLV are currently assessing their progress against the recommendations outlined in the Peter Jackson Review.
- Whilst many of the recommendations outlined in the Peter Jackson review have been implemented, community needs have changed over that period and the League recognises that our structures and levels of support need to evolve with this changing landscape.
- Although AFLV benchmarking indicates football remains one of the most affordable sports in the state, their project will also ensure the most efficient structures are in place to maintain this affordability.

## Junior Pathways and Transition

- Further work is occurring in rolling out the refreshed Auskick curriculum following its launch in 2018.
- It is pleasing to see that state-wide Auskick registrations are up on year to date figures.
- The next stage is to improve the transition from Auskick to junior football.

• The AFL has undertaken significant research on the critical factors in kids transitioning from Auskick to club football which was shared at our recent meetings with Leagues and Commissions.

• Consultation with Leagues and Commissions will be occurring over the next few months to discuss local strategies to improve transition rates.

• AFLV feel confident they have a strong plan and set of actions to capitalise on the momentum the revamped Auskick program has created.

• In addition, AFLV are working with several leagues, including our own, on youth transition.

• Many leagues are finding that age group increasingly difficult to engage and retain.

• Working with these leagues AFLV are investigating transition rates within this age group, best competition structures to support their retention and transition into senior ranks and other factors impacting on participation choices at this age. Any learnings out of this work will be shared state-wide.

• AFLV data analysis tools that we now have available are proving invaluable in assessing transition and retention issues. Carto & Tablo systems have been implemented by the AFL

• AFLV are also evolving the Community Club Sustainability Program so that it continues to foster junior and senior club relationships to support transition.

• Under 19 (Youth) football still remains a priority for the SFNL

## Volunteer Support

- Whilst AFLV have invested in additional Football Development Managers over the past 5-6 years to work in supporting local clubs, it is clear more needs to be done in this space.
- The complexities of the challenges faced by club volunteers is ever increasing, dealing with a range of social issues, legislative requirements, in addition to the week to week football related issues.
- The AFL is currently developing an on-line portal aimed specifically at club volunteers to provide easy to access, practical information and support tools. This is expected to be launched prior to the 2020 season.
- Aligned to this is the need for more face to face support and we are examining options for how this can be provided and delivered.
- AFLV have targeted this as a critical area where we need to increase our expertise and level of support right across Victoria.

Helping clubs adapt to and build their sustainability as their communities, rules and regulations, legislation and participant base change is a high priority.

• Helping clubs adapt to and build their sustainability as their communities, rules and regulations, legislation and participant base change is a high priority.

• The League is here to provide whatever help is needed by member clubs

## Netball

• The Football / Netball partnership has a long and proud history in this state, particularly in country areas, often being the strongest connector of communities.

• Many metro leagues are now also conducting netball competitions alongside their traditional football offering.

• The partnership has been healthy and productive at a state level when both organisations work together on opportunities such as the Country Football & Netball Program facility grants.

• However, both AFL Victoria and Netball Victoria believe that we can reach even better community outcomes by strengthening the partnership through joint strategies and initiatives to better support our regions, leagues and local clubs.

• AFLV and Netball Victoria, with the support of Sport & Recreation Victoria have recently signed off on a Terms of Reference for a project that will examine best structure/arrangements to support strong and sustainable football/netball clubs playing in football/netball leagues across the state.

• Both sports have agreed to engage a consultant to undertake the project, with the intent that consultation with Leagues/Commissions will occur prior to the end of the season and recommendations provided in early 2020.

## Local Government Authorities (LGAs)

• During this year, the league looked at what strategic partnerships it could develop to most effectively assist our clubs. What filtered out was that local government authorities may be best positioned to assist. In attempting to develop those relationships, members of the Board met with LGA CEOs and directors.

• The LGAs were interested in working collaboratively with AFLV and the League. Engaging and meeting the LGAs in a proactive and respectful way and our collective voice representing all the Clubs within the LGA was warmly embraced by each Council CEO and the Director responsible for grounds and facilities.

• Given that the next council elections are in October 2020, the league will be working with this cohort on how best to support our clubs. Council elections are held in October every four years.

• Working collaboratively with AFL Victoria, the SFNL plans to have a position to share with

intended Councillors running for election that covers the significant benefit our 36 Clubs bring to the community.

- As a League currently we interact with a total of 11 LGAs and this will be 12 LGAs in 2020.
- I felt this is one area where we can work with our clubs and make a real difference in their day to day dealings with their respective LGA.
- During the 2019 year we initiated meetings with the LGA CEOs /Directors.
- We held our very first LGA forum on 9 Oct 2019 and the full details will be covered by the CEO's report.

Glen Eira on 15 May and 10 Sept  
Rebecca Mc Kenzie - CEO  
Samantha Krull - Director Infrastructure, Environment and Leisure  
Andrew Barden - Manager Recreation and Open Space  
Cr Tony Athanasopoulos

Greater Dandenong on 22 May  
John Bennie - CEO  
Martin Fidler - Director Community Services (Engineering Services)

Monash on 23 May  
Dr Andi Diamond - CEO  
Tony Oulton - Manager Active Monash  
Belinda Griffiths, Coordinator Recreation Services

Bayside on 26 June  
Mick Cummins - CEO  
Steven White - Director Environment, Recreation and Infrastructure and Damien Van Trier - Manager Open Space, Recreation and Wellbeing

Casey on 3 July  
Glenn Patterson - CEO  
Peter Fitchett - Director, City Planning and Infrastructure  
Callum Pattie - Manager Active Communities  
Stewart Broussard - Community Sport Coordinator

City of Port Phillip on 1 Oct  
Peter Smith - CEO (apology due to ill health)  
Lisa Davis - Portfolio Director, Infrastructure and Amenities  
David Nankervis - Acting Portfolio Director Infrastructure and Amenities

City of Kingston on 14 Nov 19  
Julie Reid - CEO  
Troy Lyons - Sport and Recreation Development Coordinator

City of Stonnington on 21 Nov 19  
Jacqui Weatherill - CEO  
Cath Harrod - General Manager Community and Culture

The municipalities of Frankston and Boroondara and the Shire of Mornington Peninsula will be visited in 2020

Regards  
Marc Gaus  
Chairman





# CEO'S REPORT

## LEE HARTMAN

CHIEF EXECUTIVE OFFICER

After starting in late October 2018, I have enjoyed my first 12 months with the league. There were plenty of challenges when I arrived, but along with the team we set about steering us in the right direction.

Firstly, I would like to thank the SFNL Board, led well by Chairman Marc Gauci, Vice Chairman Garry Cranny and Treasurer Paul Shoenbridge. The guidance and counsel from the Board was always appreciated. Secondly to the SFNL Staff on their year, after setting out their roles and expectations we had a successful year, the addition of extra staff and a greater understanding of the direction of the league enabled us to grow as a team. Thanks to David Jennings, Matt Grimwood, Sue Kimber, Wes Garth and Jenny Mouat.

To all our Member Clubs and their volunteers, personally I have enjoyed working with you all this year. There have been some challenges but overall, we are headed in the right direction. Being a club volunteer is a challenging yet rewarding experience for most, we hope to support you even further in 2020.

Congratulations must go to all the divisional winners in Football and Netball for 2019. Well done to Dingley winning the Division 1 Senior and Reserve premierships – it was great to have SFNL finals football back at Moorabbin – to Doveton Eagles winning Division 2 premiership coming from fourth place, to Hampton Park taking out the third division Senior/Reserve double and to South Yarra on winning Div 4. The Women's comps this year were evenly played, where the Premiers were Endeavour Hills in Div 1 and Lyndale in Div 2. Heatherton took out Div 1 and 2 of the Netball in a great day of netball where no fewer than 10 teams won premierships – well done to all.

I would like to thank our Umpires representatives; to the outgoing president of the Umpires Association, Alan Manning and Secretary Rodd Johnson, thank you for your years of service, and to our director of umpiring Jon Audiere on your first year in the role. To our many partners listed below, thank you. It is very exciting that we have secured the Bendigo Bank (Southern Region) for at least the next three years as the major

naming rights partner for both football and netball.

To Mark Dance and Gary Oram who shared the Tribunal Chairmanship and Tribunal Prosecutor Kim Brimelow, thank you for your year – a hard job but much appreciated from the league. To the other members of the Tribunal and the members of the MRP, thank you, a thankless task.

Our relationship with the St Kilda Football Club is one of strength. We are now working with them on community initiatives, commercial opportunities and sharing services such as IT, coaching and trainers' opportunities. Let it continue into the future. We have a great working relationship in the office with AFL Victoria, thank you to Darryl Collings, Gary Brown, Tiernan Abrecht and Dale Wain. To the Sandringham Dragons' Mark Wheeler and Toby Jedwab, and to Sarah Loh and the team at the SMJFL, thank you for your contribution to the office environment.



### EVENTS

#### Women's Final Series Breakfast

The traditional breakfast was held on Friday 23 August at Woodlands Golf Club to preview the women's football and netball grand finals.

Guest speakers Ash Brazill, Peta Searle and Nathan Burke, ably hosted by Russell Robertson, gave the attendees an insight into the preparation required for finals play.

#### Division 1 Grand Final Brunch

A shift to Division 1 Grand Final day saw a packed function room at RSEA Park preview the SFNL's blockbuster Grand Final. Dermott Brereton and Russell Robertson primed the audience with legendary stories of Moorabbin's VFL days and AFL grand finals past.

#### Annual Awards Night

The season was rounded off with a fabulous Awards Night where all medal winners across football and netball were saluted in front of 400 attendees. The evening took on a party atmosphere thanks to the all singing and dancing MC, Russell Robertson.

#### LGA Forum

The SFNL, VAFA & SMJFL held the first Local Government Authority (LGA) forum on October 9th off the back of the Southern Football Regional Football Facility Strategy, launched in 2018.

This gave an opportunity for the 11 LGAs from the region to hear from the three leagues as well as AFL Victoria and also each give an update of current facilities. This will happen twice annually each year.

### 2019 PARTNERS

We wish to thank our Major Partners for 2019:

**Sandown Park Greyhound Racing Club**  
• Providing a first-class venue for our Annual Awards Night and Trade show  
• Staffing the Division 1 Finals bars at RSEA Park, led by Yvette Oudman and we even spotted CEO Greg Miller icing the beers

#### Blackchrome Apparel

• Superbly led by Troy Beard as the SFNL key contact, ensuring all football orders are delivered on time – including several other projects including Pride Cup and TAC Towards Zero rounds.

• Following a rigorous tender process, Blackchrome have been reappointed as the exclusive on field apparel supplier for Football and Netball for 2020-2022. Their successful appointment is based on quality of garments (official supplier to the Adelaide Thunderbirds) and proven track record of deliveries inside four weeks from order sign off.

#### Partners (in alphabetical order)

A Grade Club Supplies, Atura Dandenong, Beiersdorf, Bentleigh & Cheltenham RSL, Beyond Blue, Club Warehouse, Coca Cola Amatil, Comet Sports, CUB, Dineamic, EJ Whitten Foundation, GameFace, Ivan's Finest Pies and Pastries, Leader Newspapers, Insurance 4 Footballers, National Line Marking Services, Project Clothing, SAS Security, Sporting Fine Art, TAC, Top-Notch Trophies & Promotions,

### THEMED ROUNDS

#### Pride Cup

Saturday 13 July at Bentleigh FNC saw both men's and women's football teams compete for the Pride Cup to celebrate diversity and inclusion in sport.

Guest speakers at the Pride Cup luncheon were Bowie Stover and Lance Picioane, who witnessed the winners, being Bentleigh (women's) and Cheltenham (men's), in a mix of Pride Cup jumpers and socks on the day.

#### TAC Towards Zero Round

In an amazing initiative by AFL Victoria and TAC to raise awareness that a zero road toll is possible, all SFNL senior men's and women's football captains wore '0' Numbered jumpers on Saturday 3 August this season.

Special mention goes to all involved at the Cheltenham FNC, who were highlighted by the TAC in a state-wide TV commercial.

### OTHER SFNL 2019 INITIATIVES

#### CUB Finals Program

SFNL partnered with CUB to trial an online ordering system and product delivery direct to club for the 2019 Finals series. The trial program was successful with multiple finals hosting clubs receiving stock on a Tuesday or Thursday afternoon timeslot at an ultra-competitive price. We look forward to expansion and partnering further with CUB in 2020 and beyond.

#### SFNL Trainers Night at RSEA Park Moorabbin

On May 27 this year SFNL in conjunction with partner Club Warehouse held an information night for all club trainers around the latest in medical products and best practices. St Kilda FC Head Trainer, Andrew Waddington, then guided all trainers on an exclusive, behind the scenes tour of RSEA Park to see how a professional AFL team prepares in weight training, taping, hydro and rehab.

I am looking forward to season 2020, we will be better placed than this time last year to grow again.

**Lee Hartman**  
Chief Executive Officer







# FOOTBALL OPERATIONS REPORT

## DAVID JENNINGS

### GENERAL MANAGER - OPERATIONS

#### Introduction

It is incredible how quickly a season can come and go, and this year provided another terrific showcase of some highly skilled contests across all grades of football.

I would like to start by acknowledging the people that make up the League – our volunteers. Your demonstrated commitment to football in the southern region is without question what makes each year a continued success. I sincerely thank every one of you for your invaluable support of the League and for the many hours and at times thankless efforts in ensuring the smooth running of your respective clubs and teams.

#### Competition Growth

The SFNL provided the opportunity for 3,611 registered participants to play in organised community sport made up of 3,197 male players (to have played at least one game) from 35 clubs and 86 teams and 414 female players (to have played at least one game) from 12 clubs and 13 teams. Overall team numbers in football were down by 7.5% this year and now sits at 99 teams. This is the first time the League has experienced a decline in numbers since 2014. The reduction in teams can be attributed to Sandown competing in the Thirds competition, Mount Waverley entering recess, Murrumbidgee Women's team competing in the AFL South East-managed South East Women's Football League (SEWFL), the withdrawal of Chelsea Heights, Frankston Dolphins, Highett and Port Melbourne Colts from the SFNL Women's competition and

Parkmore/Springvale Districts and Hampton Park withdrawing from the Under 19's competition in 2019.

#### Tribunal and MRP

The 2019 season saw several changes to the tribunal procedures of the League – namely the introduction of the Match Review Panel (MRP) and the appointments of both a League Prosecutor and Tribunal Secretary.

The MRP was introduced to review incidents picked up by official League footage. The Panel was made up of an odd number of members including a former Tribunal Chair, club advocate, former senior coach, a retired player and current VFL umpire to name a few, to ensure there was a diverse perspective of the review and that there was always a majority rules result. The Panel had the power, if deemed appropriate, to lay a charge to be heard by the Independent Tribunal or recommend a set penalty based on the Laws of Australian Rules. The MRP was largely successful this year and the League is currently in review to improve the effectiveness of this system for season 2020.

The SFNL Independent Tribunal was chaired by Mark Dance and Gary Oram, who was ably supported by thirteen panel members over the course of the season. We were also delighted to welcome the highly experienced Kim Brimelow to the appointed position of League Prosecutor who proved to be an invaluable asset to the League in support of prosecuting cases. This was complimented by Timothy Hill in his appointment as the Tribunal Secretary to

ensure the smooth running of hearings. The Southern Football Netball League would like to thank the entire Independent Tribunal, the MRP, Kim Brimelow and Timothy Hill for their commitment and dedication to the League.

- There were 130 reports this year with a total of 178 weeks of suspensions handed down to 95 players. A further 15 players received reprimands.

- Of the 130 reports, 53 were made by the officiating Umpire(s), 9 through League investigations and 68 came via the Match Review Panel.

- 20 players were found not guilty by the Independent Tribunal. 12 out of the 20 players were either referred to the Independent Tribunal by the Match Review Panel or had Set Penalties offered to them by the MRP that were then challenged by Clubs.

- 57 suspensions were accepted via a Set Penalty. Of the 57 suspensions, 31 set penalties (including 9 reprimands) were accepted by players cited by the Match Review Panel.

- 46 players challenged the Match Review Panel at the Independent Tribunal and 25 of those were found guilty.

#### Umpiring

It is an incredible challenge to meet the demand for umpire appointments for up to 950 fixtured matches of football across twelve grades with venues stretching from St Kilda to Hampton Park and Balwyn to Crib Point. More so when you consider the introduction of six new Laws of the Game and a further two changes in the interpretation of existing laws in 2019. This required a lot of training and education to ensure it was successfully implemented.

It is a testament to the SFNL Director of Umpiring Jonathan Auditore and his team who lead this task and provided many opportunities for our umpires to work in teams and experience the right level of football for their development. In his first year in the role, Jonathan brought a new level of engagement between umpires and clubs that promoted open and honest feedback. The long-term plan has not deviated from continuing to raise the standard of umpiring whilst providing a pathway for talented umpires to the VFL and AFL.

The League continues to enjoy the support, loyalty and commitment from our 333 umpires that was demonstrated week in and week out over the course of the twenty-five-week season. The above would simply not be possible without the dedication to the game of football.

I would like to sincerely thank the outgoing SFNL Umpires Association President Alan Manning and Secretary Rodd Johnson for all

for all your support during the tenure of your respective roles. The leadership and pragmatic approach in working with the League will be dearly missed. Along with the SFNLUA committee, you should be very proud of the inclusive and positive environment you have established for your members.

It would be remiss of me to not acknowledge the quality work of the former Director of Umpiring, Peter Marshall, who stepped down at the end of 2018. Peter has played an instrumental role in nurturing our umpiring talent in the Southern region and has laid the foundation for what we enjoy today. Thank you Marsha and I wish you all the very best with your future endeavours.

#### Club Sustainability Program

The 2019 season marked the fourth year of the state-wide Community Club Sustainability Program (CCSP) with the enforcement of both the Player Points System (PPS) and Player Payment Rules for all senior grade competitions.

Each senior player is allocated a points value between one and six which is determined by the level of football that player has played over the current and previous three seasons. Each senior team in the SFNL were allocated a maximum player points cap of 47 per match for the season which was unchanged from 2018. The below table outlined the averages for all senior teams by division in 2019.

I thank all member clubs for their efforts in submitting the budget and player declarations as per the requirements with the Player Payment Rules & Guidelines Policy. The salary caps outlined below were introduced and enforced in 2019 to ensure each club could compete equitably and sustainably.

The League had set the following Player Payment Allowance for football for season 2019 –

Division 1 - \$150,000.  
Division 2 - \$110,000.  
Division 3 - \$75,000.  
Division 4 - \$50,000

#### Finals

September is the most exciting time to be a part of our great game – the finals. The 2019 Finals Series also saw the return to the SFNL home of football at RSEA Park, Linton Street.

I am pleased to highlight that 28 out of the 35 Member Clubs completed in the 2019 SFNL Finals Series across six divisions and 12 grades of football. A total of sixty matches were played at 6 venues over six weeks.

An incredible amount of work is required to successfully deliver a Final Series. On behalf of the League, I would like to thank the following host Clubs and volunteers that worked tirelessly over the six weeks of football finals –

2019 SFNL Team Player Points Allocation (Averages)					
Competition	Competition PPA Average	Member Club	Lowest PPA	Highest PPA	PPA Average
Division 1	41.02	Bentleigh	41	47	44.61
		Cheltenham	35	43	38.89
		Dingley	33	46	38.94
		East Malvern	45	47	46.56
		Highett	38	44	41.44
		Mordialloc	38	46	40.78
		Oakleigh District	34	49	37.11
		Port Melbourne Colts	44	47	45.94
		St Killy City	41	47	44.72
		St Pauls	26	33	31.22
Division 2	38.14	Clayfield	34	43	38.72
		Chelsea Heights	25	32	29.89
		Doveton Eagles	37	47	43.16
		East Brighton	32	46	41.67
		Hampton	34	42	39
		Heatherston	34	43	38.56
		Keysborough	35	41	38.42
		Murrumbidgee	38	47	44.21
		Skye	23	27	25.33
		Springvale Districts	38	47	42.44
Division 3	37.69	Ashwood	31	41	35.27
		Black Rock	31	39	35.89
		Cerberus	37	45	41
		Clayton	24	34	31.38
		Endeavour Hills	33	43	36.77
		Hampton Park	41	47	45.88
Division 4	35.86	Carrum Patterson Lakes	28	36	32.44
		Dandenong	29	44	34.06
		Frankston Dolphins	37	44	40.44
		Hallam	32	38	34.77
		Lyndale	41	47	44.67
		Lyndhurst	24	30	26.88
		Moorabbin	30	47	42.56
		South Yarra	28	34	31.11
League PPA Average			38.2		

Cheltenham Football Netball Club  
Clayton Football Netball Club  
Heatherton Football Netball Club  
Keysborough Football Netball Club  
Mordialloc Football Netball Club

Well done to all the Clubs and teams that experienced the ultimate success in 2019. To all the committees and wonderful volunteers who contribute so much value at your club, our competition and wider community, thank you once again for your unwavering support this year.

I would like to recognise and congratulate the following recipients of their well-deserved respective rewards –

AFL Victoria Metro Volunteer of the Year  
Award Rex Ashenden (Endeavour Hills)  
AFL Victoria Senior Coach of the Year  
Shane Morwood (Dingley)  
AFL Victoria Southern Region Coach of the Year  
Shane Morwood (Dingley)  
SFNL Football Administrator of the Year  
Freddy Hargrave (Murrumbidgee)

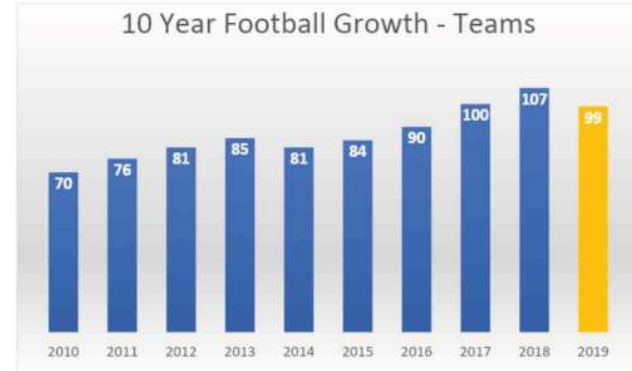
In closing this report, I would like to thank the SFNL team. A new structure to the

organisation welcomed Sue Kimber to oversee the netball operations and Wes Garth to head up the commercial and events portfolio. Both have been excellent additions to the League. To my colleagues Lee Hartman, Matt Grimwood, Sue Kimber, Wes Garth and Jenny Mouat, thank you for support and congratulations on a very successful year.

I look forward to continued innovation and to a bigger and better year in 2020.

**David Jennings**  
General Manager – Operations  
Southern Football Netball League

#### 10 Year Football Growth - Teams







# NETBALL REPORT

## SUE KIMBER

### NETBALL OPERATIONS COORDINATOR

With the overwhelming number of teams entering the 2019 competition, the League employed a full-time Netball Operations Co-ordinator to oversee the conduct of netball in the SFNL.

The increase in participation of players and entry of 100 teams, up from 91 in 2018, created the addition of a 10th division. To enable all teams to play at Rowan's Rd Dingley courts several divisions had a bye in the fixture due to the maximum courts available of 16.

Of the 35 member clubs 27 were represented on the netball courts with two non-member clubs in Aspendale Arrows, who entered an U19 team in 2017, and new arrivals Parkdale Vultures (VAFA), who had two teams. Skye re-entered the competition with one team this year and Hampton Park returned with two teams in the lower divisions.

As the number of teams increased, so was the need for more umpires. By season end

we had 95 umpires on our list. With the focus on development we were able to award two ladies their C badge – congratulations to Annaliese Hughes and Megan Taylor. In conjunction with SDNA, three of their junior umpires officiated on senior matches and achieved their C badge too. Two of our players/umpires achieved their B badge outside of the SFNL, Steff Poort and Sam Downie. We will look to be able to accredit B badges within our League in 2020 by increasing our umpire mentoring program.

2019 was a challenging year for club administrators as we learnt to use the online My Netball system for team and player registrations. We moved away from manual spreadsheets for votes and matches played records. This allowed all clubs to monitor their players for eligibility to play in finals. The League will continue to support the clubs learning by offering free information and training nights run by Netball Victoria.

SFNL was represented in the AFL Victoria

Community Championships in both Under 19 and Seniors netball and travelled to Romsey to compete on a glorious Autumn day. Both matches went down to the wire with the Unders winning by two and the Seniors just getting pipped on the siren by one. The Unders were captained by Acacia Quinn (Heatherton) and Best on Court went to Olivia May (Murrumbidgee). The senior team was well represented as a collaborative of the League consisting of at least one player from each of the Division 1 teams and was ably led by Emma Thompson (Heatherton) as Captain. Best on court was awarded to Caitlyn DeGaris (Mordialloc). Thank you to Claire Houben (Frankston), Kate Foster and Ua Houkamau (both St Kilda City) for their time and commitment as our Interleague coaches.

We held the Women's Finals Series breakfast at Woodland's Golf Club and the morning did not disappoint. Guests included Ash Brazil (Collingwood netball and AFLW), Peta Searle (St Kilda AFLW) and Nathan



Burke (St Kilda legend) and was brilliantly hosted by Russell Robertson (Melbourne FC star). The panel entertained us with their sporting abilities and stories whilst we feasted on terrific food. The Netball Team Of The Year was announced with Sophie O'Shea (Caulfield) being named Captain for the second time and AJ Ballantyne (Dingley) being named as Coach Of The Year. Thank you to Hugh McLean for his player insight and assistance with the selection process.

We had a few weeks during the home and away season that everyone would rather have stayed home as the Melbourne weather was not kind to us and especially at

Dingley, which seems to need its own BOM forecast for Saturday afternoons. Luckily on the Sunday for Grand Final Day we had one of the best days of the season. The League set up was fantastic with a Grandstand on the "Show Court" and spectator barriers set up around the playing courts and area. This allowed the coaches to have the full attention of their charges. With flags, trophies and medals presented on the SFNL podium the winning teams were up for their photo shoots. The day was not without some drama though with technical issues when playing the National Anthem before the start of the games. However, a new "The Voice" entrant was discovered and was apparently better than the original version of the recorded song. Thank you to Ua Houkamau (St Kilda City) who did sing the National

Anthem professionally before the stand-alone Division 1 Grand Final.

Winning teams on the day were Heatherton (who won Divisions 1, 2 and 6), Murrumbidgee (Division 3), East Brighton (Division 4), back to back premierships after they won Div 5 in 2018, Caulfield (Division 5), Hampton (Division 7) also back to back and (Division 9), South Yarra (Division 8) and Oakleigh District (Division 10). There were 21 of the 29 clubs represented during the final's series.

The Division 1 match was filmed and commented by GameFace netball media personnel Hugh McLean and Makayla Bulte. Throughout the season both these legends conducted interesting interviews with many players and coaches live at the courts and they went to air during the weekly program on GameFace SFNL Netball show. A further thank you to Hugh for his weekly match review write ups, also posted on GameFace and the website. Your flair with the English language is superlative.

The SFNL administration would also like to thank the committee of Springvale and District Netball Association for their support of our competition, in particular Julie Pool, President. Kim Pentreath, Umpire Supervisor, and Lyn Wilcosz, Court Supervisor, were there every week to ensure the smooth running of the matches and allocation of the umpires. Both ladies have contributed to the SFNL netball since its inception in 2012.

And to all the players, umpires, volunteers and club officials, thank you for a terrific season and I appreciate all the support and feedback that you have given to me personally. I look forward to another bumper season in 2020.

**Sue Kimber**  
Netball Operations Co-ordinator (NOC)  
Southern Football Netball League





# UMPIRING REPORT

## JONATHAN AUDITORE

DIRECTOR OF UMPIRING

The SFNL umpiring department is extremely grateful for the 333 umpires (across Field, Boundary and Goal) who to the best of their ability, ensured every game played in the SFNL is done so within a safe environment that is played fairly and within the rules.

This season alone, the gains we made on and off-field ensured our umpiring numbers stayed strong and this guaranteed all SFNL games were officiated by our umpires.

As the new umpiring director, I was exceedingly proud in how we went about the 2019 season. With my team, we made significant positive changes to the on and off-field look of umpiring at the SFNL.

These positive changes included;

- Moving training to a Wednesday night (one night a week)
- Time of training commencing at 6:15pm
- Field, Boundary and Goal Umpires officiating senior football had access to game footage
- More on-field Goal umpire coaches to assist at training due to an increase in numbers
- The appointment of Jaye Edmunds as a strength and conditioning coach for our field umpires
- Umpires having access to Match day coaches on a Saturday (Harry Stamos and Peter Bailey) to support them in cases of emergency, on and off field incidents and rule clarifications
- Three umpiring disciplines having one focus for the season - #United Team and STEPS
- Closer and stronger relationship with the SMJFL umpiring department and group
- A weekly recap of training meeting agenda and regularly emails to field umpiring group to make sure field umpires were always informed about what was occurring
- 10 Field Umpires mid-season training with SFNL clubs on a Tuesday and Thursday night
- Utilising of vision from games to support coaching sessions
- Successfully implementing eight new AFL rules into the SFNL
- Reviewing vision of incidents from

senior games to support MRP

- Appointment of VFL Field umpire to support field umpire coaching sessions
- Educating and support our coaching staff move towards a strength based coaching philosophy focused around positive education and wellbeing
- Field Umpires officiating in the same teams during the Finals to ensure consistency and stability

Through these positive changes, our umpiring standards remained consistent, and we had great success as a result of what we achieved.

These achievements included;

- Only 10 umpiring declines to officiate games across the three umpiring disciplines for the whole season
- Significant decrease in umpire injuries during the season due to the new implementation of training techniques focussing on strength and conditioning
- SFNL Field, Boundary and Goal Umpires having the opportunity to further their development with occasions to attend AFL/VFL training sessions, officiate in the interleague carnival, walk onto the MCG before an AFL game, umpire little league football, be a part of the VFL Rookie Squad, have an AFL umpire mentor you throughout the season and officiate the Grand Final of the Herald Shield carnival
- More female umpires (Field, Boundary and Goal) officiating a Grand Final in 2019
- 48 Umpires officiating in the SMJFL coming across to umpire in the SFNL
- More umpires attending training sessions than last year
- The SFNL still remaining as the only Vic Metro league outside of the VFL that has more three umpires (boundary and field umpires) appointed to its games than any other league
- Goal Umpire numbers being the highest level they have ever been
- Significant improvement in CMR's being completed on time
- Clear vision of games supported and improving all umpires with their skills, positioning and communication

The successes we had this year, most definitely out way the small amount of issues

which all leagues go through and many thanks must go to my staff: Peter Bailey, Harry Stamos, Tim Fierenzi, Mitch Lea, Craig Davenport, Brett Chard, Mark Mounsey, David Smith, Jeff Mark, Andrew Gillespie, Brett Marriott, Robin Epstein, William Keilor, Les Stewart, Jaye Edmunds and Matthew Mahoney. I was truly blessed to have a wonderful group of coaches all come together and work as a team to get the most out this umpiring group.

As well, I would like to recognise the brilliant Umpires Association, led by Alan Manning and Rodd Johnson for their wonderful leadership and support which they showed myself and all the umpires in the SFNL.

Now that the season draws to a close and we look forward to 2020, it is important to look at where to next for the SFNL umpires and what can be done to build on the successes of 2019. Some of these improvements include;

- The consistency of having only one training venue which the umpires can call their own
- The appointment of a Part-time or



Full-Time Umpire Director

- Adequate amount of uniform, from the supplier, available so all umpires can be in the correct uniform
- Educating players, officials and spectators about their role towards match officials. Over 2500 umpires in Victoria leave the game each year with 68% of those umpires citing 'abuse' as the main reason.

The umpiring group I believe has exceeded in expectation this season and again with support and understanding from the Football world it will continue to deliver in numbers and performance.

In closing, I wish to also acknowledge Marc, Garry, Lee, David, Matt and Wes from the SFNL and thank them for their backing and efforts throughout the season.

The SFNL Umpires will commence training on Monday 3 February 2020 and I am

looking forward to building on what was achieved this season.

**Awards**

Golden Whistle: James Rodwell

**Field**

Best First Year: James Rainey  
Most Improved: Joseph Alo  
Most Dedicated: Nick Bergman

**Boundary**

Best First Year: Mackenzie Turley  
Most Improved: Zac Duckett

**Goal**

Best First Year: Paris Hooper-Duffy  
Most Improved: Flynn Curry

**Jonathan Auditore**

Director of Umpiring  
Southern Football Netball League



# FOOTBALL INTERLEAGUE REPORT



## Representative Football

### Senior Men's and Under 19's v Riddell District

The SFNL entered the 2019 Worksafe AFL Victoria Community Championships confident of improving our ranking after three straight victories.

In May, we travelled to Romsey to compete in representative matches against Riddell District Football Netball League in Senior and Under 19 Football.

The Senior Football Interleague team were defeated by three points in a thrilling contest that went to extra time. The loss sees the League move down in the official AFL Victoria Championship rankings to 21st. This is not a true reflection of where we are as a League.

Although it was not the result we were after, the success of the entire program would not have been possible without the coaching team and support staff. We would like to thank Senior Coach Ben Lockwood, Assistant Coaches Brad Collins, Ryan Flack and Ryan Fishlock, Selectors Wayne Fuller and Neil Lockhart, Team Manager Paul Aides, Trainers Donna Stevens, Renee Gallagher and Brendan Smith and Timekeeper Nigel Thompson for their services and commitment to the SFNL Interleague Program.

Following the Senior Interleague match, four SFNL players were selected to represent Vic Metro in the Under 25 match against Tasmania. These players included William Clarke (St Pauls), Kristen Feehan (Dingley),

Mackenzie Bristow (East Malvern) and Chris Carey (East Malvern). All players represented their clubs and the SFNL community with distinction.

The Under 19 Football Interleague team were also defeated by Riddell District by six points in a strong showing from the future stars of Southern footy.

James Cullen was back for a second year in the role of Head Coach and ran another professional program. James was supported by Wayne Herbstreit and Matthew Hoy and we thank them for their service and commitment to the program.

We look forward to seeing these players transition to senior football in the coming seasons and the resulting impact they will have for their respective clubs.

A special thanks must go to Riddell District Operations Manager Jordan Doyle and the broader Riddell District Football Netball League for their gracious hospitality in hosting the SFNL.

### Women's Football v South East Women's Football League

This year, the SFNL hosted our inaugural senior women's football interleague match against South East Women's Football. The contest was a landmark occasion for the SFNL, with the league entering a women's representative team for the first time in the competition's short history.

Unfortunately for the Southern girls, they were defeated by 52 points. Coming up against South East in our first hit out in representative football was always going to

be tough, but it provided a great stage which displayed the rapid development in the competition which will only get better from here.

Special mention must go to Head Coach Lachlan Harris who brought a high level of professionalism and knowledge to the program. Lachlan was supported by his Assistant Coaches Lachlan Walker and Stephanie Chiocci and we thank both of them for their efforts and commitment and to the women's program.

I would also like to thank South East Women's Operation Manager Rod Hamilton who played a big part in establishing this match and we look forward to continuing the relationship with him and the SEWF women's program in the future.

We look forward to seeing what the 2020 programs have in store as we hopefully host these matches at RSEA Park in Moorabbin. Thank you to all Member Clubs for buying in and continuing to support the concept.

**Matt Grimwood**  
Football & Administration Coordinator  
Southern Football Netball League

# NETBALL INTERLEAGUE REPORT

## INTERLEAGUE NETBALL 2019

We selected two netball teams against RDFNL as the host league had a 17 & Under grade. Claire Houben, Frankston Dolphins, was appointed as Senior coach and Kate Foster, St Kilda City, coach of U19s, with an average age of 17. Ua Houkamau, St Kilda City, also travelled as U19 assistant coach and umpire for the senior match.

As the Interleague date was early in the netball season, selections were made over a two-week period. 24 invitations were sent to the U19 players that had been nominated by their clubs. Trials took place over two Sundays with a team of 10 players being selected and positions accepted.

The senior team was selected and based on the SFNL Interleague Policy whereby all players participating in SFNL are to make themselves available for selection. A panel of three selectors observed Division 1 and 2 players over Rounds 1 and 2 with invitations being emailed to the individuals. This only left time for two Sunday morning training sessions and a quick run on the Thursday presentation night before the match.

After a lovely bus trip through town and out to the countryside we arrived at Romsey on a glorious autumn day. Our hosts provided lunch and drinks for the players while we waited for our start time of 12pm.

The match started with the girls taking a few minutes to settle their nerves. The first quarter went goal for goal with several calls not going our way. Steph Peacock (Heatherton) and Olivia May (Murrumbidgee) teamed well around the attack circle with accurate passing into Zoe McAulroy (Murrumbidgee) and Acacia Quinn (Heatherton) helping the goalers get closer to the post for their shots. Up by two at the first break.

Second quarter we applied more defensive pressure with Kate Ebert (Heatherton) coming on at WD and was a driving option through the mid court. Up by five at the main break. The third quarter we went in hustling and got the first turnover. Riddell came back at us towards the end of the third, narrowing the margin to 3 at the last break.

Ellouise Shanahan (South Yarra) was moved to GS and her extra height gave us a different option in the circle. Tiah Willis (Mordialloc) went out to GD and Kate back to GK. Kate was able to pick off several intercepts. Although we were outscored in the second half, we were able to hold on for a two-goal win, 32 to 30. Best on court: Olivia May

The senior team was relaxed and confident going into their match understanding each other's skills. Domic Wescombe (Caulfield) was quick off the line at WA with Alex Siedle (Cheltenham) making front position at GA and finishing off accurately. Goal for goal in the first quarter with the score locked at 10 all at the break. In the second Kristy Clark (Dingley) had a number of intercepts at GD but a few errors in the mid court gave Riddell opportunities for turnovers too. Again, scores level at half time.

The third quarter was a game of nerves with each team playing in front and earning the whistle in their favour, the Southerners down by 1 at the last break. Changes to our attack end in the last saw Kaylah Loulantis (Mordialloc) to GA and shooting 100%.

Pressure by Tiffany McConnell (Caulfield) at WD gave the attackers plenty of opportunity and we managed to get a couple of goals up. A tight finish was coming up as Riddell hit the front with only seconds to go. We had the centre pass and got the ball in to our goal circle, but the clock beat us, going down by 1 goal – 41 to 40. Best on court: Caitlyn Degaris.

A fantastic day out, the weather was perfect, the set up and hospitality terrific and the workload by all the SFNL ladies exceptional. Only one trophy this year but the players are all hungry for more in the future.





# MEDIA REPORT



It was a year of change from a media perspective for the Southern Football Netball League in season 2019, driven largely by a greater demand for digital media. And while two of the traditional forms of local football coverage were discontinued this year, the League moved to partner with two media service providers to help grow its online presence.

The football record had been an iconic part of the local football landscape for many decades, and indeed the SFNL since its inception. However, growing production and printing costs, combined with the current appetite for digital media saw the SFNL join several other community football organisations in ceasing production of the printed Record for the 2019 home and away season. A printed Record was, however, produced for all SFNL Football Grand Finals and printed team lists were available for all other finals.

In addition, the SFNL and community radio station Southern FM ended their partnership at the beginning of the year, which also

brought an end to live match day coverage and Sunday morning football and netball programs on 88.3 FM.

Following these developments, the SFNL moved to partner with service providers GameFace and Sportscast Australia, with the two organisations providing a multitude of digital media services for the League and its clubs throughout the season. Through these partnerships, the SFNL provided progressive alternatives for the tradition media forms that had been discontinued, and in doing so, elevated its media coverage to another level.

Sportscast was first announced as the vision provider of the League, and through their work, the SFNL had for the first time filming every single senior SFNL home and away match filmed in 2019, in addition to the Grand Finals – another trend that community football has embraced across the board. A brand new online match replay portal was set up by Sportscast to host every single match replay and highlights package for the year, which made it simple for everyone to

access and view match footage. In addition, every game that was filmed had an individual highlights package created and posted to social media, which provided a great level of online engagement.

The benefits of the Sportscast services were numerous:

- The clubs and umpires had access to vision for coaching and review purposes
- The MRP had access to vision of incidents to assess for set penalties
- The Tribunal and clubs had access to vision to present as evidence and assist with the judicial process
- Fans and supporters had access to match vision to view replays and highlights packages
- The SFNL greatly benefited from the social media engagement from the highlights packages

Meanwhile, having achieved outstanding success and a cult following in the MPNFL over the previous 18 months, GameFace came on board in March as the official media

partner of the SFNL. The League's decision to engage them came following the resignation of SFNL Media Officer Will Hunter in December 2018, with the team at GameFace tasked to service all the League's media requirements in the absence of a dedicated full-time in-house media resource.

As part of the agreement, GameFace provided a range of media services to the League, including:

- Social media and website management
- Engaging social media content
- Video editing
- Graphic design
- Match photography

In addition to the above, GameFace live streamed the of the SFNL Match of the Day live to the SFNL Facebook page for the first time, with vision (provided by Sportscast), commentary, graphics and advertising. The League's decision to move to live streaming

over radio commentary provided a greater level of engagement through the addition of a visual medium, and it also provided a greater clarity with regard to metrics. A big thank you to the broadcast team of Will Hunter, John Donohoe, Lincoln Edmunds and Hugh Maclean for their efforts, as well as the various club guests that were part of the call team throughout the year.

GameFace also filmed and produced individual footy shows weekly for all four divisions of senior men's footy from its studio. All shows were hosted by Russell Robertson and Will Hunter, with well-known league figures Ben Lockwood (Div 1), Kris Thompson (Div 2), Jackson Fry (Div 3) and Patrick Cooke (Div 4) sitting on the panels across each show to provide expert opinion and analysis. Netball and Women's Football also had their own shows, which provided comprehensive coverage of each of these women's competitions. A big thank you to Hugh Maclean and Makayla Bulte for their great work on the netball show, and to Jordy Cooper, Gabrielle Boyle and Steph Sandoval for the banter and insight they brought to the

women's footy show. All shows were published on the SFNL and GameFace social media channels and provided a great level of social media engagement through discussion of news and topical issues, regular special guest interviews and other entertaining segments.

The GameFace Record app also provided a new alternative to the printed record, featuring team lists available at your fingertips through an easy-to-navigate smartphone app. Live scores, results, news, ladders and statistics were also readily accessible through the app, making it an essential part of the matchday experience. From a metrics point of view, the SFNL's channels continue to grow, with 8,296 followers on Facebook, 1,955 on Instagram and 1,702 on Twitter – all significantly up on 2018 figures. This can be largely attributed to the expertise and innovation of both Sportscast and GameFace. The Southern Football Netball League looks forward to strengthening these partnerships and streamlining processes to further enhance the fan experience through digital media in 2020.





# 2019 FOOTBALL GRAND FINAL WINNERS



## DIVISION 1 SENIOR

	Q1	Q2	Q3	Q4
Cheltenham	1.3-9	3.5-23	5.5-35	5.7-37
Dingley	2.2-14	5.3-33	7.7-49	7.7-49

Meneilly Medallist: Chris Horton-Milne (Dingley)



## DIVISION 2 SENIOR

	Q1	Q2	Q3	Q4
Springvale Districts	0.3-3	3.6-24	4.10-34	5.13-43
Doveton Eagles	4.5-29	6.6-42	8.12-60	16.14-110

Meneilly Medallist: Cameron Carmody (Doveton Eagles)



## DIVISION 3 SENIOR

	Q1	Q2	Q3	Q4
Hampton Park	3.6-24	6.6-42	8.8-56	9.11-65
Clayton	1.1-7	1.3-9	1.5-11	1.5-11

Meneilly Medallist: Nathan Carver (Hampton Park)



## DIVISION 4 SENIOR

	Q1	Q2	Q3	Q4
Lyndhurst	1.1-7	2.2-14	4.2-26	5.6-36
South Yarra	3.3-21	6.3-39	7.5-47	7.6-48

Meneilly Medallist: Mark Symons (South Yarra)



## DIVISION 1 RESERVE

	Q1	Q2	Q3	Q4
Dingley	0.1-1	1.2-8	5.3-33	8.5-53
Mordialloc	0.1-1	0.1-1	0.1-1	1.7-13

Malcolm Medallist: Jarell O'Sei (Dingley)



## DIVISION 2 RESERVE

	Q1	Q2	Q3	Q4
Murrumbenna	0.2-2	2.3-15	3.4-22	3.4-22
Springvale Districts	2.1-13	6.4-40	7.7-49	9.14-68

Yeomans Medallist: Lance Baptist (Springvale Districts)



## DIVISION 3 RESERVE

	Q1	Q2	Q3	Q4
Hampton Park	4.2-26	6.4-40	7.6-48	8.9-57
Endeavour Hills	1.3-9	2.6-18	2.10-22	4.12-36

Le Lievre Medallist: Dale Glazier (Hampton Park)



## DIVISION 4 RESERVE

	Q1	Q2	Q3	Q4
Frankston Dolphins	2.5-17	2.6-18	5.10-40	5.10-40
Lyndhurst	0.0-0	1.3-9	2.3-15	4.3-27

Best on Ground Medallist: Luc Taylor (Frankston Dolphins)



# 2019 FOOTBALL GRAND FINAL WINNERS



## WOMEN'S DIVISION 1

	Q1	Q2	Q3	Q4
Endeavour Hills	2.2-14	4.2-26	6.6-42	6.7-43
Oakleigh District	1.0-6	3.3-21	3.4-22	4.8-32

Best on Ground Medallist: Scout Strong (Endeavour Hills)



## UNDER 19

	Q1	Q2	Q3	Q4
St Kilda City	1.6-12	5.10-40	7.12-54	11.13-79
Dingley	1.1-7	2.3-15	4.5-29	5.8-38

Barnes Medallist: Tyrell Lafituanai (St Kilda City)



## WOMEN'S DIVISION 2

	Q1	Q2	Q3	Q4
Lyndale	4.5-29	4.5-29	7.9-51	8.11-59
Hallam	0.0-0	3.2-20	3.2-20	5.6-36

Best on Ground Medallist: Elizabeth Hogan (Lyndale)



## THIRDS

	Q1	Q2	Q3	Q4
Cheltenham	2.2-14	3.4-22	7.6-48	7.8-50
Skye	2.4-16	5.7-37	6.9-45	9.12-66

Lloyd-Griffiths Medallist: Zach Harland (Skye)

# 2019 NETBALL GRAND FINAL WINNERS



Heatherton	42
Dingley	32

Best on Court: Emma Thompson (Heatherton)



Caulfield	34
Heatherton	41

Best on Court: Stephanie Peacock (Heatherton)



Murrumbeena	48
St Kilda City	38

Best on Court: Olivia May (Murrumbeena)



East Brighton	54
Carrum Patterson Lakes	48

Best on Court: Madeleine Fricker (East Brighton)



Caulfield	53
Lyndhurst	40

Best on Court: Tanya Hiscock (Caulfield)



Murrumbeena	35
Heatherton	36

Best on Court: Kathleen White (Murrumbeena)



Hampton	43
Heatherton	28

Best on Court: Annie Mirabile (Hampton)



Dingley	32
South Yarra	42

Best on Court: Shae Haney (South Yarra)



Hampton	52
Murrumbeena	35

Best on Court: Bronte Reark (Hampton)



Oakleigh District	31
Clayton	27

Best on Court: Briohy Black (Oakleigh District)



# 2019 AWARD WINNERS

## FOOTBALL

### Football Best & Fairest

**Ellis Medallist**  
(Division 1 Senior B&F)  
Chris Carey (East Malvern)

**Bennett Medal**  
(Division 2 Senior B&F)  
Matt Wetering (Springvale Districts)

**Flack Medal**  
(Division 3 Senior B&F)  
Patrick Carroll (Ashwood)

**Division 4 Senior Best & Fairest:**  
Julian Belfrage (South Yarra), Charlie Gardiner (Lyndhurst) & Shaun Jackson (Moorabbin)

**Women's Division 1 Football Best & Fairest:**  
Jordan Mifsud (Oakleigh District)

**Women's Division 2 Football Best & Fairest**  
Natalie Horua (Hallam)

**Sparrow Medal (Under 19 B&F):**  
Blake Cochrane (East Brighton)

**Division 1 Reserve Best & Fairest:**  
Benjamin Smith (Port Melbourne Colts)

**Division 2 Reserve Best & Fairest:**  
Joseph Bekierz (Keysborough)

**Division 3 Reserve Best & Fairest:**  
Ahsanollah Ebrahimi (Endeavour Hills)

**Division 4 Reserve Best & Fairest:**  
Josh Kerrigan (Frankston Dolphins)

**Thirds Best & Fairest:**  
Jason Griffiths (Keysborough)

### Football Superboot

**Division 1 Senior:** Daniel Farmer (Dingley) – 52 goals

**Division 2 Senior:** Matt Wetering (Springvale Districts) – 61 goals

**Division 3 Senior:** Peter Dye (Hampton Park) – 67 goals

**Division 4 Senior:** Alex Wilson (Carrum Patterson Lakes) – 63 goals

**Women's Division 1:** Alyssa Weston (Endeavour Hills) – 40 goals

**Women's Division 2:** Natalie Horua (Hallam) – 22 goals

**Under 19:** Matthew McNaughton (St Kilda City) – 44 goals

**Division 1 Reserve:** Yianni Billias (Oakleigh District) – 41 goals

**Division 2 Reserve:** Josh Abela (Heatherton) – 59 goals

**Division 3 Reserve:** Dylan Asling (Endeavour Hills) – 49 goals

**Division 4 Reserve:** Greg Kerr (Hallam) – 50 goals

**Thirds:** Mathew Poore (Skye) – 70 goals

## NETBALL

### Netball Best & Fairest

**Division 1 Best & Fairest:**  
Caity DeGaris (Mordialloc)

**Division 2 Best & Fairest:**  
Kate Patterson (St Kilda City)

**Division 3 Best & Fairest:**  
Olivia May (Murrumbeena)

**Division 4 Best & Fairest:**  
Tiah Willis (Mordialloc)

**Division 5 Best & Fairest:**  
Tanya Hiscock (Caulfield)

**Division 6 Best & Fairest:**  
Mandy Quinn (Heatherton)

**Division 7 Best & Fairest:**  
Hannah Smith (Heatherton)

**Division 8 Best & Fairest:**  
Mellisa Ades (Dingley)

**Division 9 Best & Fairest:**  
Jasmin Hands (Hampton) & Katherine Terrell (Highett)

**Division 10 Best & Fairest:**  
Ashlea Fredrickson (Clayton)

### Netball Leading Goalshooters

**Division 1:**  
Sophie O'Shea (Caulfield) – 301 goals

**Division 2:**  
Bianca Waras-Carstensen (Dingley) – 387 goals

**Division 3:**  
Jarrah Thomson (Murrumbeena) – 385 goals

**Division 4:**  
Felicity Dawkins (East Brighton) – 518 goals

**Division 5:**  
Nicole Carmeni (Dingley) – 480 goals

**Division 6:**  
Verity Sheppard (Hetahernton) – 318 goals

**Division 7:**  
Ellise Heitmann (Hampton) – 300 goals

**Division 8:**  
Penny Byers-Tymms (Dingley) – 228 goals

**Division 9:**  
Brooke Wiramanaden (Oakleigh District) – 294 goals

**Division 10:**  
Christine Donald (Keysborough) – 299 goals

## OTHER

**Chairman's Award**  
Alan Manning (SFNLUA President)

**Football Administrator of the Year**  
Fred Hargrave (Murrumbeena)

**Netball Administrator of the Year**  
Traci Straface (Mordialloc)

**Southern Region Coach of the Year**  
Shane Morwood (Dingley)

**Club Champions**  
Division 1: Dingley (389 points)  
Division 2: Doveton Eagles (288 points)  
Division 3: Endeavour Hills (230 points)  
Division 4: South Yarra (306 points)




# 2019 SFNL TEAMS OF THE YEAR

## DIVISION 1



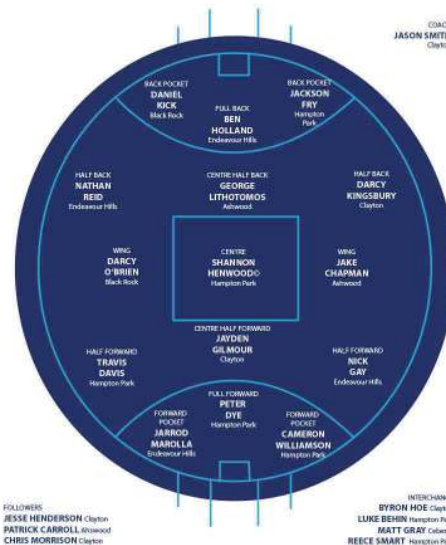
## DIVISION 2



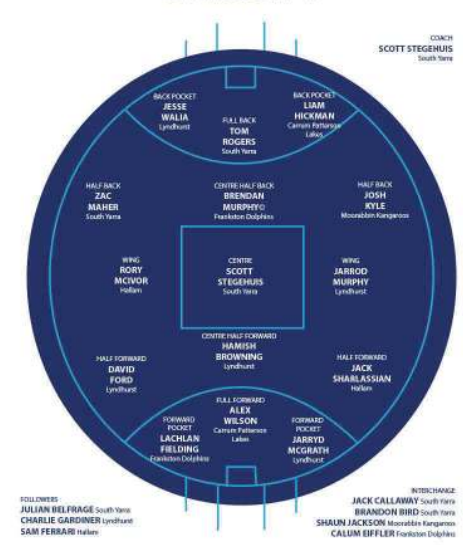
## WOMEN'S DIVISION 1



## DIVISION 3



## DIVISION 4



## NETBALL DIVISION 1









# 2019 FOOTBALL LADDERS

## DIVISION 1 SENIOR

TEAM	P	W	L	D	FF	F	A	%	PTS
Dingley	18	13	4	1	0	1447	1032	140.21	54
East Malvern	18	13	4	1	0	1433	1070	133.93	54
Cheltenham	18	13	5	0	0	1430	914	156.46	52
St Pauls	18	12	6	0	0	1233	1107	111.38	48
Port Melbourne Colts	18	10	8	0	0	1479	1282	115.37	40
Bentleigh	18	9	9	0	0	1082	1260	85.87	36
Mordialloc	18	8	10	0	0	1213	1233	98.38	32
St Kilda City	18	8	10	0	0	1243	1432	86.8	32
Highett	18	2	16	0	0	991	1661	59.66	8
Oakleigh District	18	1	17	0	0	1083	1643	65.92	4

## DIVISION 1 RESERVE

TEAM	P	W	L	D	FF	F	A	%	PTS
Bentleigh	18	14	4	0	0	1301	760	171.18	56
East Malvern	18	14	4	0	0	1199	788	152.16	56
Dingley	18	13	5	0	0	1217	619	196.61	52
Mordialloc	18	12	6	0	0	979	672	145.68	48
St Pauls	18	10	8	0	0	967	915	105.68	40
Port Melbourne Colts	18	9	9	0	0	957	891	107.41	36
St Kilda City	18	6	12	0	0	805	1219	66.04	24
Cheltenham	18	5	13	0	0	760	1080	70.37	20
Oakleigh District	18	4	14	0	0	798	1154	69.15	16
Highett	18	3	15	0	0	619	1504	41.16	12

## DIVISION 2 SENIOR

TEAM	P	W	L	D	FF	F	A	%	PTS
Springvale Districts	18	15	3	0	0	1653	843	196.09	60
Keysborough	18	15	3	0	0	1761	927	189.97	60
Murrumbena	18	15	3	0	0	1663	938	177.29	60
Doveton Eagles	18	13	5	0	0	1830	1138	160.81	52
Hampton	18	11	7	0	0	1345	1231	109.26	44
Caulfield	18	6	12	0	0	1231	1507	81.69	24
East Brighton	18	5	13	0	0	935	1573	59.44	20
Skye	18	4	13	1	0	798	1544	51.68	18
Chelsea Heights	18	3	15	0	0	879	1624	54.13	12
Heatherton	18	2	15	1	0	815	1585	51.42	10

## DIVISION 2 RESERVE

TEAM	P	W	L	D	FF	F	A	%	PTS
Springvale Districts	18	15	3	0	0	1475	659	223.82	60
Murrumbena	18	14	4	0	0	1146	568	201.76	56
Heatherton	18	14	4	0	0	1314	696	188.79	56
Doveton Eagles	18	13	5	0	0	1557	725	214.76	52
Keysborough	17	11	6	0	1	1175	805	145.96	48
Skye	17	7	10	0	1	1031	947	108.87	32
Hampton	18	6	12	0	0	894	1172	76.28	24
Chelsea Heights	18	5	13	0	0	638	1400	45.57	20
Caulfield	18	3	15	0	0	582	1510	38.54	12
East Brighton	16	0	16	0	0	521	1851	28.15	0

## DIVISION 3 SENIOR

TEAM	P	W	L	D	FF	F	A	%	PTS
Hampton Park	18	17	1	0	0	1857	766	242.43	68
Clayton	18	13	5	0	0	1323	1022	129.45	52
Endeavour Hills	18	11	7	0	0	1491	836	178.35	44
Ashwood	18	6	12	0	0	1209	1234	97.97	24
Black Rock	18	6	12	0	0	934	1261	74.07	24
Cerberus	18	1	17	0	0	424	2119	20.01	4

## DIVISION 3 RESERVE

TEAM	P	W	L	D	FF	F	A	%	PTS
Endeavour Hills	18	16	2	0	0	1573	510	308.43	64
Hampton Park	18	14	4	0	0	1773	464	382.11	56
Black Rock	18	13	5	0	0	1385	643	215.4	52
Ashwood	18	6	12	0	0	749	1224	61.19	24
Clayton	18	5	13	0	0	644	1341	48.02	20
Cerberus	18	0	18	0	0	234	2176	10.75	0

## DIVISION 4 SENIOR

TEAM	P	W	L	D	FF	F	A	%	PTS
Lyndhurst	18	16	2	0	0	1606	695	231.08	64
South Yarra	18	14	4	0	0	1359	861	157.84	56
Frankston Dolphins	18	12	5	1	0	1630	913	178.53	50
Hallam	18	10	8	0	0	1374	956	143.72	40
Moorabbin	18	9	8	1	0	1616	1404	115.1	38
Carrum Patterson Lakes	18	7	11	0	0	1285	1588	80.92	28
Lyndale	18	2	16	0	0	906	2007	45.14	8
Dandenong	18	1	17	0	0	832	2184	38.1	4

## DIVISION 4 RESERVE

TEAM	P	W	L	D	FF	F	A	%	PTS
Frankston Dolphins	18	18	0	0	0	2278	355	641.69	72
Hallam	18	13	5	0	0	1252	687	182.24	52
Lyndhurst	18	12	6	0	0	1225	614	199.51	48
South Yarra	18	11	7	0	0	1366	788	173.35	44
Lyndale	18	8	10	0	0	850	1288	65.99	32
Carrum Patterson Lakes	18	7	11	0	0	1325	877	151.08	28
Moorabbin	18	3	15	0	0	654	1599	40.9	12
Dandenong	18	0	18	0	0	243	2985	8.14	0



# 2019 FOOTBALL LADDERS

## WOMEN'S DIVISION 1

TEAM	P	W	L	D	FF	F	A	%	PTS
Endeavour Hills	13	13	0	0	1	937	279	335.84	56
Bentleigh	13	9	4	0	1	748	388	192.78	40
Oakleigh District	12	6	6	0	2	820	381	215.22	32
East Brighton	14	7	7	0	0	802	524	153.05	28
Clayton	14	5	9	0	0	568	625	90.88	20
Lyndhurst	12	3	9	0	0	269	1134	23.72	12

## WOMEN'S DIVISION 2

TEAM	P	W	L	D	B	FOR	AGST	%	PTS	BAP
Endeavour Hills	12	8	3	1	2	553	388	142.53	34	39.67
Lyndale	13	8	5	0	1	582	325	179.08	32	34.46
Hallam	13	7	6	0	1	477	454	105.07	28	30.15
South Yarra	13	6	6	1	1	412	583	70.67	26	28
Mordialloc	12	5	6	1	2	395	546	72.34	22	25.67
Doveton Eagles	12	3	9	0	2	413	576	71.7	12	14
Murrumbeena	12	1	10	1	2	243	675	36	6	7

## UNDER 19

TEAM	P	W	L	D	FF	F	A	%	PTS
St Kilda City	16	15	1	0	0	1370	495	276.77	60
Dingley	15	12	3	0	1	1627	428	380.14	52
Bentleigh	14	9	5	0	2	1207	719	167.87	44
East Brighton	13	6	7	0	2	972	739	131.53	32
Oakleigh District	14	5	9	0	1	820	1035	79.23	24
Endeavour Hills / Keysborough	12	2	10	0	1	455	1384	32.88	12
Cheltenham	14	1	13	0	1	697	1222	57.04	8

## THIRDS

TEAM	P	W	L	D	B	FOR	AGST	%	PTS	BAP
Cheltenham	17	16	1	0	1	1560	564	276.6	64	67.76
Sandown	17	13	4	0	1	1330	626	212.46	52	55.06
Dingley	17	12	5	0	1	1333	617	216.05	48	50.82
Skye	17	12	5	0	1	1485	762	194.88	48	50.82
Keysborough	17	11	6	0	1	1316	831	158.36	44	46.59
South Yarra	17	7	10	0	1	976	1076	90.71	28	29.65
St Kilda City	11	5	6	0	1	710	650	109.23	20	21.82
Endeavour Hills	17	5	12	0	1	1014	1436	70.61	20	21.18
Doveton Eagles	17	4	13	0	1	522	1668	31.29	16	16.94
St Pauls	16	3	13	0	2	619	1558	39.73	12	13.5
Black Rock	17	2	15	0	1	698	1775	39.32	8	8.47

# 2019 NETBALL LADDERS

## DIVISION 1

TEAM	P	W	L	D	B	F	A	%	PTS	PR
Dingley	13	13	0	0	2	697	377	184.88	52	4
Heatherton	13	10	3	0	2	603	425	141.88	40	3.08
Oakleigh District	13	8	5	0	2	530	560	94.64	32	2.46
Mordialloc	13	6	7	0	2	421	439	95.9	24	1.85
Cheltenham	13	5	8	0	2	479	536	89.37	20	1.54
Caulfield	13	2	11	0	2	400	624	64.1	8	0.62
St Pauls	12	1	11	0	3	411	580	70.86	4	0.33

## DIVISION 2

TEAM	P	W	L	D	B	F	A	%	PTS	PR
Caulfield	13	11	2	0	2	407	309	131.72	38	2.92
Heatherton	14	11	3	0	1	468	395	118.48	40	2.86
Murrumbeena	13	11	2	0	2	387	326	118.71	36	2.77
Oakleigh District	14	8	6	0	1	351	334	105.09	28	2
Dingley	13	6	6	1	2	430	388	110.82	23	1.77
Cheltenham	14	7	7	0	1	416	426	97.65	22	1.57
St Kilda City	14	5	8	1	1	403	391	103.07	21	1.5
Keysborough	14	3	11	0	1	359	463	77.54	10	0.71
Mordialloc	14	0	14	0	1	326	515	63.3	0	0

## DIVISION 3

TEAM	P	W	L	D	B	F	A	%	PTS	PR
Murrumbeena	14	13	1	0	1	599	396	151.26	48	3.43
South Yarra	15	13	2	0	0	527	346	152.31	46	3.07
St Kilda City	14	11	3	0	1	438	399	109.77	40	2.86
Doveton Eagles	14	11	3	0	1	464	387	119.9	36	2.57
Cheltenham	14	5	7	2	1	420	442	95.02	22	1.57
Dingley	15	6	9	0	0	455	412	110.44	22	1.47
Frankston Dolphins	15	6	8	1	0	329	400	82.25	22	1.47
Caulfield	15	4	10	1	0	375	443	84.65	17	1.13
Black Rock	15	2	12	1	0	315	460	68.48	8	0.53
St Pauls	15	0	14	1	0	277	514	53.89	2	0.13



# 2019 NETBALL LADDERS

## DIVISION 4

TEAM	P	W	L	D	B	F	A	%	PTS	PR
Carrum Patterson Lakes	14	12	2	0	1	531	381	139.37	42	3
East Brighton	14	11	3	0	1	496	378	131.22	38	2.71
Springvale Districts	14	10	4	0	1	355	314	113.06	36	2.57
Mordialloc	14	9	5	0	1	388	313	123.96	32	2.29
Clayton	13	7	6	0	2	421	361	116.62	28	2.15
Heatherton	13	6	6	1	2	416	429	96.97	24	1.85
St Kilda City	14	5	8	1	1	420	405	103.7	22	1.57
Doveton Eagles	12	5	7	0	3	326	384	84.9	16	1.33
Keysborough	14	4	10	0	1	354	417	84.89	14	1
Oakleigh District	14	3	10	1	1	303	473	64.06	10	0.71
Bentleigh	14	1	12	1	1	319	474	67.3	6	0.43

## DIVISION 5

TEAM	P	W	L	D	B	F	A	%	PTS	PR
Caulfield	14	12	1	1	1	546	419	130.31	44	3.14
Doveton Eagles	13	10	3	0	2	400	298	134.23	38	2.92
Lyndhurst	13	11	2	0	2	488	361	135.18	36	2.77
Aspendale Arrows	14	11	3	0	1	420	395	106.33	38	2.71
Hampton	14	9	4	1	1	344	302	113.91	32	2.29
South Yarra	14	7	7	0	1	376	374	100.53	24	1.71
Dingley	14	5	9	0	1	471	429	109.79	20	1.43
St Kilda City	14	4	9	1	1	344	442	77.83	17	1.21
Mordialloc	14	3	11	0	1	342	466	73.39	10	0.71
Bentleigh	13	2	11	0	2	288	414	69.57	8	0.62
Lyndale	13	2	10	1	2	354	473	74.8	4	0.31

## DIVISION 6

TEAM	P	W	L	D	B	F	A	%	PTS	PR
Heatherton	13	11	2	0	2	537	325	165.23	42	3.23
Murrumbidgee	14	11	3	0	1	473	319	148.28	34	2.43
Parkdale Vultures	14	9	5	0	1	373	314	118.79	32	2.29
St Kilda City	13	7	6	0	2	384	339	113.27	28	2.15
Springvale Districts	14	9	5	0	1	401	333	120.42	30	2.14
Caulfield	14	7	7	0	1	398	300	132.67	28	2
Highett	14	6	8	0	1	387	383	101.04	22	1.57
Doveton Eagles	13	6	7	0	2	275	353	77.9	18	1.38
Dingley	14	3	11	0	1	275	417	65.95	12	0.86
East Brighton	14	2	12	0	1	200	418	47.85	8	0.57
Lyndhurst	13	1	12	0	2	302	504	59.92	2	0.15

## DIVISION 7

TEAM	P	W	L	D	B	F	A	%	PTS	PR
Hampton	14	14	0	0	1	618	174	355.17	50	3.57
South Yarra	13	11	2	0	2	513	275	186.55	40	3.08
Heatherton	14	9	5	0	1	406	310	130.97	32	2.29
Springvale Districts	14	8	5	1	1	435	377	115.38	30	2.14
Skye	14	8	6	0	1	377	310	121.61	28	2
Mordialloc	14	6	6	2	1	274	379	72.3	24	1.71
St Kilda City	14	6	7	1	1	384	387	99.22	23	1.64
Cheltenham	14	4	10	0	1	289	449	64.37	12	0.86
Keysborough	13	3	8	2	2	274	428	64.02	11	0.85
Carrum Patterson Lakes	14	2	12	0	1	217	440	49.32	8	0.57
Hallam	13	1	12	0	2	201	459	43.79	2	0.15

## DIVISION 8

TEAM	P	W	L	D	B	F	A	%	PTS	PR
Dingley	15	14	1	0	0	557	289	192.73	48	3.2
South Yarra	15	11	4	0	0	413	282	146.45	42	2.8
Cheltenham	14	10	4	0	1	444	272	163.24	36	2.57
Dandenong	15	9	6	0	0	449	302	148.68	32	2.13
Frankston Dolphins	15	9	6	0	0	331	262	126.34	30	2
Doveton Eagles	15	8	7	0	0	331	371	89.22	28	1.87
Caulfield	15	5	10	0	0	308	327	94.19	18	1.2
Bentleigh	15	3	11	1	0	201	421	47.74	10	0.67
St Pauls	15	2	12	1	0	189	431	43.85	10	0.67
Lyndale	15	1	14	0	0	178	445	40	0	0

## DIVISION 9

TEAM	P	W	L	D	B	F	A	%	PTS	PR
Hampton	14	14	0	0	0	465	205	226.83	50	3.57
Hampton Park	14	12	2	0	0	448	244	183.61	46	3.29
Murrumbidgee	15	11	4	0	0	530	391	135.55	40	2.67
Parkdale Vultures	14	9	4	1	1	454	349	130.09	36	2.57
Highett	15	8	7	0	0	388	412	94.17	28	1.87
Oakleigh District	15	6	8	1	0	406	432	93.98	22	1.47
Mordialloc	15	5	10	0	0	369	339	108.85	20	1.33
Black Rock	15	5	10	0	0	337	397	84.89	18	1.2
Dingley	15	2	13	0	0	311	497	62.58	6	0.4
Lyndhurst	14	0	14	0	1	211	653	32.31	0	0

## DIVISION 10

TEAM	P	W	L	D	B	F	A	%	PTS	PR
Oakleigh District	14	12	2	0	1	366	247	148.18	44	3.14
Clayton	14	13	1	0	1	381	245	147.35	44	3.14
Hampton	15	10	5	0	0	385	338	107.99	36	2.4
Hampton Park	15	8	6	1	0	330	290	113.79	30	2
Heatherton	15	7	6	2	0	360	331	108.76	28	1.87
Doveton Eagles	15	6	9	0	0	256	275	93.09	20	1.33
Keysborough	15	4	10	1	0	319	369	86.45	16	1.07
Dandenong	15	4	11	0	0	255	367	69.48	16	1.07
Springvale Districts Blue	15	3	11	1	0	338	423	79.91	12	0.8
Springvale Districts Red	15	3	11	1	0	281	346	81.21	8	0.53



# FOOTBALL BEST & FAIREST WINNERS

## DIVISION 1

1992	C. Langkau	Oakleigh District
1993	R. Norton	Noble Park
1994	M. Williams	St Pauls
1995	M. McKenzie	St Pauls
1996	P. Reece	Noble Park
1997	D. Martin	Bentleigh
1998	D. Martin	Bentleigh
1999	D. Martin	Bentleigh
2000	M. McKenzie	St Pauls
2001	J. Hill	Oakleigh District
2002	B. Cranage	Balwyn
2003	J. McCallion	Balwyn
2004	S. Crow	Chelsea Heights
2005	V. Currie	Clayton
2006	M. Kennedy	Balwyn
2007	P. Wineberg	Chelsea Heights
2008	E. McKenzie	Cheltenham
2009	J. Bruno	St Kilda City
2010	R. Flack	Chelsea Heights
2011	E. Poyas	St Kilda City
ELLIS MEDAL		
2012	A. Purvis	Clayton
	S. Arvanitis	St Kilda City
2013	D. Williamson	East Brighton
	L. Wilson	St Pauls
2014	L. Walmsley	Dingley
	S. Lawry	Bentleigh
2015	L. Wilson	St Pauls
2016	S. Lawry	Bentleigh
2017	M. Kreymborg	St Pauls
2018	M. Kreymborg	St Pauls
2019	C. Carey	East Malvern

## DIVISION 2

1992	M. Jones	Mentone
1993	G. Firth	Ashwood
	T. Mullenger	Collingwood Districts
1994	S. Dunlop	Tooronga-Malvern
1995	T. Mullenger	Collingwood Districts
1996	D. Caminiti	Balwyn
1997	C. Phelan	St Kilda City
1998	C. Phelan	St Kilda City
	D. Briggs	Mordialloc
1999	D. Cross	Chelsea Heights
	B. Cardona	Heatherston
2000	D. Cross	Chelsea Heights
2001	D. Kappler	Murrumbeena
2002	M. Jamieson	East Brighton
2003	G. Pitts	Oakleigh District
2004	J. Byrne	Canterbury
2005	C. Phelan	St Kilda City
2006	M. Finn	Caulfield
2007	T. Lavars	Dingley
2008	G. Krepp	Heatherston
2009	R. Kreskas	South Yarra
2010	M. Doyle	Skye
2011	G. Vassallo	Springvale Districts
2012	S. Lawry	Bentleigh
BENNETT MEDAL		
2013	S. Lawry	Bentleigh
	G. Vassallo	Springvale Districts
2014	D. McEwan	Skye
2015	G. Humphreys	Keysborough
2016	J. Peryman	Chelsea Heights
2017	J. Smith	Mount Waverley
2018	N. Battle	Doveton Eagles
2019	M. Weterling	Springvale Districts

## DIVISION 3

1993	C. Smith	Murrumbeena
1994	D. Carmody	South Yarra
1995	D. Harrison	Syndal-Tally Ho
	P. Bramley	Highbury
1996	B. Robinson	Syndal-Tally Ho
1997	R. Batten	Box Hill Pioneers
1998	S. Dunlop	Tooronga-Malvern
1999	W. Burgess	Dandenong West
2000	S. Miller	Tooronga-Malvern
2001	N. Karalis	Doveton Eagles
2002	J. Webb	Black Rock
2003	F. Tootoo	Moorabbin Kangaroos
2004	C. Wilson	Doveton Eagles
2005	B. Hughes	Doveton Eagles
2006	D. Cassel	Parkmore
2007	J. Smith	South Yarra
2008	J. Wilkin	Mount Waverley
2009	J. Wilkin	Mount Waverley
2010	J. Yap	Southern Dragons
2011	J. Wilkin	Mount Waverley
	M. O'Callaghan	Doveton Eagles
2012	D. Macklin	Sandown Cobras
FLACK MEDAL		
2013	M. Mott	Doveton Eagles
2014	B. Stacey	Mount Waverley
2015	J. Wilkin	Mount Waverley
2016	C. Wilson	Doveton Eagles
2017	P. Ward	Hallam
2018	P. Carroll	Ashwood
2019	P. Carroll	Ashwood

## DIVISION 4

1993	D. Beach	Cheltenham Assumption
1994	S. Porch	Carnegie
1995	A. Manning	East Bentleigh
1996	S. May	Moorabbin West
1997	D. Harrison	Dandenong West
1998	M. Owen	Carnegie
2018	P. Mauracher	Carrum Patterson Lakes
	J. Belfrage	South Yarra
2019	C. Gardiner	Lyndhurst
	S. Jackson	Moorabbin Kangaroos

## DIVISION 5

1993	D. Caminiti	Box Hill Adelphian
1994	B. Einseidel	East Bentleigh
1995	D. Weinlich	Boronia Park

## WOMEN'S DIVISION 1

2017	S. Carter	Murrumbeena
2018	J. Mifsud	Oakleigh District
2019	J. Mifsud	Oakleigh District

## WOMEN'S DIVISION 2

2018	S. Sandoval	Clayton
2019	N. Horua	Hallam

## UNDER 19\*

1996	K. Abaloz	Noble Park
1997	S. Field	St Pauls
1998	J. Mills	Cheltenham
1999	S. Arvanitis	St Pauls
2000	V. Currie	Clayton
2001	Z. Jenkins	Cheltenham
2002	M. Armansin	Clayton
SPARROW MEDAL		
2008	B. Dillon	Hampton
2009	W. Chum	St Pauls
2010	D. Guiry	Hampton
2011	J. Peryman	Skye
2012	B. Lawford	Bentleigh
2013	K. Davidson	Dingley
2014	L. Heywood	Dingley
2015	M. Brown	St Pauls
2016	C. Byrne	St Pauls
2017	A. Malamas	Cheltenham
2018	G. Cappiello	Oakleigh District
2019	B. Cochrane	East Brighton

\*KNOWN AS UNDER 18 (1996-1997), THIRDS (1998-2000), COLTS (2002, 2008-2012)





# FOOTBALL LEADING GOALKICKERS

## DIVISION 1

GOALS			
1992	J. Bennett	East Brighton	118
1993	C. Gorozidis	East Brighton	67
1994	S. Coats	Noble Park	104
1995	T. Morwood	Noble Park	62
1996	D. Sime	Parkdale	63
1997	B. Clarke	Cheltenham	55
1998	T. Taverna	Balwyn	98
1998	C. Gorozidis	Bentleigh	98
1999	C. Gorozidis	Bentleigh	68
2000	A. Stroud	Balwyn	61
2001	J. Paul	St Kilda City	75
2002	J. Paul	St Kilda City	72
2003	A. Newman	St Kilda City	73
2004	M. Jamieson	East Brighton	65
2005	M. Wilson	East Brighton	56
2006	T. Ridgway	St Pauls East Bentleigh	62
2007	D. Casset	St Kilda City	104
2008	L. James	St Pauls East Bentleigh	87
2009	T. Ridgway	St Pauls East Bentleigh	113
2010	P. Smith	Chelsea Heights	70
2011	D. Francis	East Brighton	63
2012	C. Graham	Cheltenham	50
2013	L. James	St Pauls	72
2014	D. Francis	Dingley	80
2015	M. Ryan	East Malvern	65
2016	C. McQueen	Dingley	64
2017	C. McQueen	Dingley	71
2018	S. Muller	St Pauls	53
2019	D. Farmer	Dingley	52

## DIVISION 2

GOALS			
1992	K. McDonald	St Kilda City	110
1993	K. McDonald	Caulfield	110
1994	K. McDonald	Caulfield	114
1995	F. Yaman	Collingwood Districts	100
1996	P. Henderson	Springvale Districts	75
1997	S. Tobin	Doveton Eagles	56
1998	S. Tobin	Doveton Eagles	63
1999	S. Porch	Heatherton	63
2000	A. Higgins	Ashwood	49
2001	C. Gorozidis	Murrumbena	91
2002	S. Coats	Lyndale	76
2003	F. Rugolo	Hampton	61
2004	D. Fleming	Canterbury	65
2005	M. Tasiyan	St Kilda City	64
2006	M. Dimachki	Moorabbin Kangaroos	97
2007	A. Quinn	Dingley	129
2008	B. Williams	Heatherton	112
2009	L. Kirkland	Black Rock	92
2010	R. Szerszyn	Clayton	105
2011	G. Vassallo	Springvale Districts	58
2012	D. Willis	Murrumbena	85
2013	D. Willis	Murrumbena	90
2014	L. McGuinness	Skye	85
2015	D. Velardo	Oakleigh District	61
2016	P. Smith	Chelsea Heights	58
2017	P. Smith	Chelsea Heights	60
2018	C. Bryan	Keysborough	73
2019	M. Wetering	Springvale Districts	61

## DIVISION 3

GOALS			
1993	L. Ladlow	East Camberwell	70
1994	R. Gamlin	St Kilda City	78
1995	P. Smit	Chelsea Heights	72
1996	P. Bramley	Highett	103
1997	D. Caddaye	Tooronga-Malvern	75
1998	S. Dewhurst	Highett	59
1999	S. Dewhurst	Highett	80
2000	A. Arena	Lyndale	46
2001	C. Hognacki	Dandenong West	56
2002	F. Rugolo	Hampton	101
2003	D. Fleming	Canterbury	71
2004	J. McMahon	Black Rock	53
2005	M. Crawley	South Yarra	78
2006	D. Casset	Parkmore	115
2007	C. Sheedy	Sandown Cobras	64
2008	S. Rowley	Skye	104
2009	R. Ramsdale	Doveton Eagles	117
2010	M. Scott	Hampton	59
2011	J. Gough	Mount Waverley	74
2012	C. Sheedy	Sandown Cobras	70
2013	P. Dye	Doveton Eagles	66
2014	J. Gough	Mount Waverley	98
2015	T. March	Carrum Patterson Lakes	86
2016	J. Gough	Mount Waverley	101
2017	T. Kumetaitis	Lyndale	65
2018	S. Feehan	Springvale Districts	49
2019	P. Dye	Hampton Park	67

## DIVISION 4

GOALS			
1993	B. Dawson	Syndal-Tally Ho	128
1994	S. Murphy	Heatherton	88
1995	B. Siphorpe	Mount Waverley Catholic	106
1996	D. Bradley	Dandenong West	76
1997	S. Ponter	Lyndale	74
1998	B. Rand	Mount Waverley Catholic	62
2018	H. Browning	Lyndhurst	50
2019	A. Wilson	Carrum Patterson Lakes	63

## DIVISION 5

GOALS			
1993	S. Nicol	Moorabbin West	85
1994	M. Creak	Boronia Park	102
1995	M. Creak	Boronia Park	63

### WOMEN'S DIVISION 1

GOALS			
2017	N. Cardamone	Mordialloc	35
	A. Neil	Mordialloc	35
2018	D. Wearne	Murrumbena	63
2019	A. Weston	Endeavour Hills	40

### WOMEN'S DIVISION 2

GOALS			
2018	S. Sandoval	Clayton	21
2019	N. Horua	Hallam	22

## UNDER 19\*

GOALS			
1996	R. Szerszyn	Springvale Districts	58
1997	J. Boulter	Parkdale	51
1998	K. Brady	Parkdale	42
1999	J. Stoddart	North Dandenong	68
2000	A. McKenzie	Cheltenham	62
2001	A. McKenzie	Cheltenham	26
2002	T. Rascoe	Clayton	44
	E. Nassrallah	Clayton	44
2008	B. Rogers	Cheltenham Rosellas	51
2009	S. Thompson	Murrumbena	81
2010	T. Mayor	Skye	69
2011	L. Huntington	St Kilda City	79
2012	R. McConville	Skye	52
	R. McConville	Skye	63
2013	J. Fry	Chelsea Heights	63
2014	N. Lowrie	Bentleigh	70
2015	M. Talarico	Dingley	101
2016	M. Lefau	St Kilda City	69
2017	J. Waite	Parkmore/Springvale Districts	50
2018	A. Mills	St Kilda City	45
2019	M. McNaughton	St Kilda City	44

\*KNOWN AS UNDER 18 (1996-1997), THIRDS (1998-2000), COLTS (2002, 2008-2012)





# FOOTBALL GRAND FINALS BEST ON GROUND

## DIVISION 1 MENEILLY MEDAL

1993	A. Hibbett	East Brighton
1994	D. Staffieri	Noble Park
1995	D. Edwards	Parkdale
1996	C. McIver	Noble Park
1997	D. McKee	Noble Park
1998	M. Bordignon	Balwyn
1999	J. Taylor	Balwyn
2000	R. Smith	Balwyn
2001	M. Gallagher	Clayton
2002	F. Bizzotto	St Kilda City
2003	L. Wilson	St Pauls
2004	M. Campbell	East Brighton
2005	B. Cranage	Balwyn
2006	D. Rajic	Clayton
2007	B. Zosens	St Kilda City
2008	S. Sziller	St Pauls
2009	M. Silver	St Kilda City
2010	M. McPhee	St Kilda City
2011	H. Barnes	St Pauls
2012	P. Larsen	East Brighton
2013	A. Gilbert	St Pauls
2014	B. Douthie	East Brighton
2015	J. Peet	Dingley
2016	C. Horton-Milne	Dingley
2017	D. Ades	Dingley
2018	C. Byrne	St Pauls
2019	C. Horton-Milne	Dingley

## DIVISION 2 MENEILLY MEDAL

1993	E. Ryder	Cheltenham
1994	A. Stocker	Caulfield
1995	T. Mullenger	Collingwood Districts
1996	T. Elliott	Ashwood
1997	D. Caminiti	Balwyn
1998	V. Clark	St Kilda City
1999	D. Simmons	Mordialloc
2000	T. Coote	Chelsea Heights
2001	G. Firth	Ashwood
2002	M. Bilucaglia	East Brighton
2003	J. Couchi	Murrumbena
2004	P. Poelsma	Highett
2005	B. Zosens	St Kilda City
2006	M. Szymanski	Heatherton
2007	G. Vassallo	Springvale Districts
2008	T. Lavars	Dingley
2009	T. Sauer	Heatherton
2010	J. Isaac	Clayton
2011	J. Ellen	Highett
2012	T. Hotton	East Malvern
2013	M. Budds	Bentleigh
2014	S. Fragiaco	Mordialloc
2015	A. Howison	Oakleigh District
2016	S. McAnulty	Port Melbourne Colts
2017	M. Baxter	Chelsea Heights
2018	T. Brown	Highett
2019	C. Camody	Doveton Eagles

## DIVISION 3 MENEILLY MEDAL

1993	G. Barclay	Murrumbena
1994	M. Harnett	St Kilda City
1995	S. Gates	Chelsea Heights
1996	P. Bramley	Highett
1997	M. Koetsier	Box Hill Pioneers
1998	P. Cipriani	Heatherton
1999	S. Lang	Highett
2000	J. Young	Lyndale
2001	B. Hughes	Tooronga-Malvern
2002	T. Evans	Hampton
2003	J. Byrne	Canterbury
2004	F. Tootoo	Moorabbin Kangaroos
2005	M. Dimachki	Moorabbin Kangaroos
2006	D. Armansin	Parkmore
2007	J. Wilkin	Mount Waverley
2008	S. Keating	South Yarra
2009	M. Watts	Skye
2010	M. Scott	Hampton
2011	J. Yap	Southern Dragons
2012	H. Harcourt	Moorabbin Kangaroos
2013	C. Wilson	Doveton Eagles
2014	**	
2015	J. Krieger	Black Rock
2016	D. Cincotta	Mount Waverley
2017	M. Callinan	Doveton Eagles
2018	T. Wills	Springvale Districts
2019	N. Carver	Hampton Park

\*\*NO RESULT

## DIVISION 4 MENEILLY MEDAL

1993	D. Carmody	South Yarra
1994	M. Joy	Syndal-Tully Ho
1995	M. Haj	Doveton Eagles
1996	T. Clancy	Cheltenham Assumption
1997	A. Todd	Carum Downs
1998	R. Jefferies	Mount Waverley Catholic
2018	J. Miller	Cerberus
2019	M. Symons	South Yarra

## DIVISION 5 MENEILLY MEDAL

1993	C. Milburn	Moorabbin West
1994	G. Brooks	East Bentleigh
1995	W. Mould	Lyndale

## WOMEN'S DIVISION 1 BEST ON GROUND MEDAL

2017	G. Bibby	Murrumbena
2018	S. Carter	Murrumbena
2019	S. Strong	Endeavour Hills

## WOMEN'S DIVISION 2 BEST ON GROUND MEDAL

2018	S. Sandoval	Clayton
2019	E. Hogan	Lyndale

## UNDER 19\*

1996	J. Williams	Cheltenham
1997	M. Odachowski	Springvale Districts
1998	C. Diggeden	Parkdale
1999	A. McQueen-Parlon	Surrey Park
2000	C. Blake	Cheltenham
2001	Z. Jenkins	Cheltenham
2002	S. Schellebeck	Clayton

## BARNES MEDAL

2008	Z. Mousoulis	Cheltenham
2009	H. Nidam	St Kilda City
2010	S. Fox	Skye
2011	H. Sullivan	St Kilda City
2012	M. Backman	Bentleigh
2013	W. Nash	Murrumbena
2014	J. Gadakis	Bentleigh
2015	O. Gabelich	St Kilda City
2016	V. Dang	St Kilda City
2017	A. Lucarelli	Oakleigh District
2018	B. Stainer	Dingley
2019	T. Lafituanai	St Kilda City

\*KNOWN AS UNDER 18 (1996-1997), THIRDS (1998-2000), COLTS (2002, 2008-2012)





# NETBALL BEST & FAIREST WINNERS

# NETBALL LEADING GOAL SHOOTERS

## DIVISION 1

2012	S. Wonnacott	Dingley
	J. Regnier	Heatherton
2013	M. Kibel	Heatherton
	N. Strong	St Kilda City
2014	M. Russo	Bentleigh
2015	A. Wise	Dingley
	A. Wise	Dingley
2016	R. Samason	Heatherton
2017	R. Samason	Heatherton Black
2018	C. DeGaris	Mordialloc
2019	C. DeGaris	Mordialloc

## DIVISION 4

2014	C. Roberts	Bentleigh
	M. Mati	Keysborough
2015	T. McArtney	Dingley
	E. Nalsmith	Heatherton
2016	L. Kilfoyle	Dingley
2017	Y. Lippold	St Kilda City
2018	K. Ebert	Heatherton Black
2019	T. Willis	Mordialloc

## DIVISION 7

2016	K. Blackman	Bentleigh
2017	N. Hill	Oakleigh District
2018	C. Cotton	Lyndhurst
2019	H. Smith	Heatherton

## UNDER 19

	D. Tomaselli	Mordialloc One
2016	G. Reynolds	Dingley Two
	O. Selbst	Dingley One

## DIVISION 2

2013	S. Fischer	Dingley
2014	J. Baker	St Kilda City
2015	B. Riddell	Heatherton
2016	G. Healey	St Pauls
2017	C. Weiske	Heatherton
2018	E. Felberg	Caulfield
2019	K. Patterson	St Kilda City

## DIVISION 5

2015	S. Rayment	Black Rock
2016	K. Loyd	Heatherton
2017	K. Harrison	Skye
2018	L. Reiss	Oakleigh District
2019	T. Hiscock	Caulfield

## DIVISION 8

2016	A. Lemana	Dandenong
2017	S. Robinson	Keysborough
	A. Wright	Mordialloc
2018	M. Floro	Highbett
2019	M. Ades	Dingley

## DIVISION 3

2013	J. Paton	Lyndale
2014	J. Paton	Lyndale
2015	M. Cook	Heatherton
2016	T. O'Sei	Clayton
2017	B. Viecei	Keysborough
	R. Kwong	Black Rock
2018	E. Hewitson	Dingley Gold
2019	O. May	Murrumbena

## DIVISION 6

2015	T. Potter	Dandenong
2016	M. Mair	Lyndhurst
2017	A. Flarve	Heatherton
2018	M. Marino	Mordialloc Red
2019	M. Quinn	Heatherton

## DIVISION 9

2018	T. Potter	Lyndhurst
2019	J. Hands	Hampton
	K. Terrell	Highbett

## DIVISION 10

2019	A. Fredrickson	Clayton
------	----------------	---------



## DIVISION 1

GOALS

2016	S. O'Shea	Caulfield	476
2017	R. Samason	Heatherton Black	351
2018	E. Morris	Mordialloc	324
2019	S. O'Shea	Caulfield	301

## DIVISION 4

GOALS

2016	C. McAndrew	Heatherton White	210
2017	B. Waras-Carlsson	Dingley Gold	321
2018	J. Thompson	Murrumbena	405
2019	F. Dawkins	East Brighton	518

## DIVISION 7

GOALS

2016	R. Saunders	Bentleigh	238
2017	J. Cook	Carnam Patterson Lakes	274
2018	F. Dawkins	East Brighton	383
2019	E. Heitmann	Hampton	300

## UNDER 19

GOALS

2016	S. Heenan	Dingley Two	160
------	-----------	-------------	-----

## DIVISION 2

GOALS

2016	G. Healey	St Pauls	355
2017	S. Bartlett	Heatherton	507
2018	A. Siedle	Cheltenham	418
2019	B. Waras-Carlsson	Dingley	387

## DIVISION 5

GOALS

2016	S. Poort	Black Rock	360
2017	V. Sheppard	Heatherton	526
2018	N. Cameni	Dingley Gold	454
2019	N. Cameni	Dingley	480

## DIVISION 8

GOALS

2016	B. Miller	Cheltenham	340
2017	R. Mastrolanni	Keysborough	259
2018	S. Purcell	Lyndale	241
2019	P. Byers-Tymms	Dingley	228

## DIVISION 3

GOALS

2016	A. Cooper	Dingley	328
2017	A. Cooper	Dingley	275
2018	B. Waras-Carlsson	Dingley Gold	576
2019	J. Thompson	Murrumbena	385

## DIVISION 6

GOALS

2016	M. Mair	Lyndhurst	370
2017	M. Piper	Dingley Gold	289
2018	T. Bowtell	Mordialloc Red	525
2019	V. Sheppard	Heatherton	318

## DIVISION 9

GOALS

2018	L. Finkelde	Heatherton	331
2019	B. Wiramanaden	Oakleigh District	294

## DIVISION 10

GOALS

2019	C. Donald	Keysborough	299
------	-----------	-------------	-----





# NETBALL GRAND FINALS BEST ON COURT

# FOOTBALL FINALS SERIES FINISHES

## DIVISION 1

2012	M. Kibel	Heatherton
2013	S. Wonnacott	Dingley
2014	T. Bickham	Heatherton
2015	A. Wise	Dingley
2016	Z. Mifsud	Heatherton
2017	R. Samason	Heatherton Black
2018	C. DeGaris	Mordialloc
2019	E. Thompson	Heatherton

## DIVISION 2

2013	G. Donkin	Carrum Patterson Lakes
2014	C. Osborne	Heatherton
2015	S. Stuart	St Kilda City
2016	M. Quinn	Heatherton
2017	C. Weiske	Heatherton
2018	S. Matthews	Cheltenham
2019	S. Peacock	Heatherton

## DIVISION 3

2013	E. Balfour	Bentleigh
2014	M. Taylor	Dingley
2015	Z. Teoh	Caulfield
2016	H.-M. Ashin	Heatherton
2017	L. Kilfoyle	Dingley
2018	S. Heenan	Dingley Gold
2019	O. May	Murumbena

## DIVISION 4

2014	S. Murphy	Doveton Eagles
2015	E. Naismith	Heatherton
2016	K. Stewart	Heatherton
2017	H. McCluskey	Heatherton White
2018	D. Thompson	Murumbena
2019	M. Fricker	East Brighton

## DIVISION 5

2015	S. Handson	Highbury
2016	R. Goodear	Black Rock
2017	J. Brown	Caulfield
2018	F. Dawkins	East Brighton
2019	T. Hiscock	Caulfield

## DIVISION 6

2015	A. Hall	Dandenong
2016	M. Lanyon	Lyndhurst
2017	A. Flave	Heatherton
2018	J. Vernal	Mordialloc Red
2019	K. White	Murumbena

## DIVISION 7

2016	M. Boros	Mount Waverley
2017	N. Hill	Oakleigh District
2018	S. Derwin	Hampton
2019	A. Mirabilo	Hampton

## DIVISION 8

2016	L. Geschke	Cheltenham
2017	R. Mastrolanni	Keysborough
2018	M. D'Arcy	Hallam Yellow
2019	S. Haney	South Yarra

## DIVISION 9

2018	S. Otai	Lyndhurst
2019	B. Reark	Hampton

## DIVISION 10

2019	B. Black	Oakleigh District
------	----------	-------------------

## UNDER 19

2016	G. Reynolds	Dingley Two
------	-------------	-------------



## DIVISION 1

	PREMIERS	RUNNERS-UP	THIRD	FOURTH	FIFTH
1992	Noble Park	South Melbourne District	East Brighton	Parkdale	
1993	East Brighton	Noble Park	Mount Waverley	South Melbourne District	
1994	Noble Park	East Brighton	Bentleigh	St Pauls Bentleigh	
1995	Parkdale	Noble Park	Caulfield	Mount Waverley-Burwood	
1996	Noble Park	Parkdale	St Pauls East Bentleigh	Cheltenham	
1997	Noble Park	Parkdale	Cheltenham	Caulfield	
1998	Balwyn	Noble Park	Bentleigh	Parkdale	
1999	Balwyn	Noble Park	Parkdale	St Pauls East Bentleigh	Clayton
2000	Balwyn	St Pauls East Bentleigh	Parkdale	Cheltenham	
2001	Clayton	St Kilda City	Balwyn	Oakleigh District	
2002	St Kilda City	Balwyn	Chelsea Heights	Clayton	
2003	Balwyn	St Pauls East Bentleigh	Chelsea Heights	Clayton	
2004	East Brighton	St Pauls East Bentleigh	Balwyn	Chelsea Heights	
2005	Balwyn	East Brighton	Clayton	Chelsea Heights	
2006	Clayton	St Pauls East Bentleigh	Balwyn	Cheltenham	
2007	St Kilda City	St Pauls East Bentleigh	Clayton	Cheltenham	
2008	St Pauls East Bentleigh	St Kilda City	Cheltenham	Clayton	
2009	St Kilda City	Chelsea Heights	St Pauls East Bentleigh	Mordialloc	Cheltenham
2010	St Kilda City	Chelsea Heights	St Pauls East Bentleigh	East Brighton	Mordialloc
2011	St Pauls East Bentleigh	East Brighton	St Kilda City	Cheltenham	Chelsea Heights
2012	East Brighton	Chelsea Heights	St Pauls	Cheltenham	Dingley
2013	St Pauls	East Brighton	Dingley	Chelsea Heights	St Kilda City
2014	East Brighton	Dingley	St Pauls	Chelsea Heights	Cheltenham
2015	Dingley	Mordialloc	East Brighton	East Malvern	St Pauls
2016	Dingley	Bentleigh	Oakleigh District	East Malvern	Clayton
2017	Dingley	Mordialloc	Bentleigh	St Pauls	East Malvern
2018	St Pauls	East Malvern	Mordialloc	Dingley	St Kilda City
2019	Dingley	Cheltenham	East Malvern	Port Melbourne Colts	St Pauls





# FOOTBALL FINALS SERIES FINISHES

## DIVISION 2

	PREMIERS	RUNNERS-UP	THIRD	FOURTH	FIFTH
1992	Cheltenham	Highett Districts	Mordialloc	St Kilda City	
1993	Cheltenham	Tooronga-Malvern	Collingwood Districts	Caulfield	
1994	Caulfield	Collingwood Districts	Cheltenham	Ashwood	
1995	Cheltenham	Collingwood Districts	Tooronga-Malvern	St Kilda City	
1996	Ashwood	Balwyn	St Kilda City	Chelsea Heights	
1997	Balwyn	St Kilda City	Hampton United	Springvale Districts	
1998	St Kilda City	Springvale District	Ashwood	Hampton United	
1999	Mordialloc	Surrey Park	Ashwood	Heatherton	
2000	Chelsea Heights	Ashwood	Springvale Districts	North Kew	
2001	Ashwood	Lyndale	Springvale Districts	Murrumbeena	
2002	East Brighton	Murrumbeena	Springvale Districts	Lyndale	
2003	Murrumbeena	Hampton	Springvale Districts	Lyndale	
2004	Highett	Springvale Districts	Lyndale	Tooronga-Malvern	
2005	St Kilda City	Tooronga-Malvern	Oakleigh District	Heatherton	
2006	Heatherton	Tooronga-Malvern	Oakleigh District	Moorabbin Kangaroos	
2007	Springvale Districts	Dingley	Caulfield	Oakleigh District	
2008	Dingley	Heatherton	Oakleigh District	Murrumbeena	
2009	Heatherton	South Yarra	Oakleigh District	Murrumbeena	Highett
2010	Clayton	Oakleigh District	Highett	South Yarra	Murrumbeena
2011	Highett	Bentleigh	Springvale Districts	Oakleigh District	Murrumbeena
2012	East Malvern	Oakleigh District	Skye	Bentleigh	Murrumbeena
2013	Bentleigh	Mordialloc	Oakleigh District	Murrumbeena	Springvale Districts
2014	Mordialloc	Skye	Hampton	Caulfield	Highett
2015	Oakleigh District	Murrumbeena	Caulfield	Keysborough	Skye
2016	Port Melbourne Colts	Caulfield	Chelsea Heights	Skye	Highett
2017	Chelsea Heights	Murrumbeena	Keysborough	Caulfield	Skye
2018	Highett	Doveton Eagles	Keysborough	Murrumbeena	Caulfield
2019	Doveton Eagles	Springvale Districts	Murrumbeena	Keysborough	Hampton



## DIVISION 3

	PREMIERS	RUNNERS-UP	THIRD	FOURTH	FIFTH
1993	Murrumbeena	North Kew	Chelsea Heights	St Kilda City	
1994	St Kilda City	South Yarra	East Camberwell	North Kew	
1995	Chelsea Heights	Heatherton	Syndal-Tally Ho	Surrey Park	
1996	Highett	Heatherton	Box Hill Pioneers	Surrey Park	
1997	Box Hill Pioneers	Heatherton	North Kew	Boronia Park	
1998	Heatherton	Cheltenham Assumption	Boronia Park	Tooronga-Malvern	
1999	North Kew	Highett	South Yarra	Boronia Park	Dandenong West
2000	Lyndale	Tooronga-Malvern	South Yarra	Doveton Eagles	
2001	Tooronga-Malvern	Doveton Eagles	Canterbury	Black Rock	
2002	Hampton	Black Rock	Doveton Eagles	Canterbury	
2003	Canterbury	Black Rock	Southern Cobras	Moorabbin Kangaroos	
2004	Black Rock	Moorabbin Kangaroos	Cerberus	Southern Cobras	
2005	Moorabbin Kangaroos	North Kew	Doveton Eagles	Cerberus	
2006	Parkmore	North Kew	Black Rock	Mount Waverley	
2007	Black Rock	Mount Waverley	Canterbury	Doveton Eagles	
2008	South Yarra	Canterbury	Mount Waverley	Skye	
2009	Skye	Mount Waverley	Doveton Eagles	Hampton	
2010	Hampton	Mount Waverley	Moorabbin Kangaroos	Southern Dragons	Dandenong
2011	Southern Dragons	Mount Waverley	Moorabbin Kangaroos	Sandown Cobras	Doveton Eagles
2012	Moorabbin Kangaroos	Sandown Cobras	Doveton Eagles	Ashwood	Mount Waverley
2013	Doveton Eagles	Carrum Patterson Lakes	Dandenong	Mount Waverley	Ashwood
2014	Mount Waverley / Carrum Patterson Lakes	Mount Waverley / Carrum Patterson Lakes	Lyndale	Sandown Cobras	Black Rock
2015	Black Rock	Mount Waverley	Moorabbin Kangaroos	Ashwood	Carrum Patterson Lakes
2016	Mount Waverley	Ashwood	Doveton Eagles	Hallam	South Yarra
2017	Doveton Eagles	Endeavour Hills	Hallam	Ashwood	Black Rock
2018	Springvale Districts	Endeavour Hills	Hampton Park	Ashwood	
2019	Hampton Park	Clayton	Endeavour Hills	Ashwood	

\*NO RESULT

## DIVISION 4

	PREMIERS	RUNNERS-UP	THIRD	FOURTH	FIFTH
1993	South Yarra	Syndal-Tally Ho	Heatherton	Cheltenham Assumption	
1994	Syndal-Tally Ho	Mount Waverley Catholic	Heatherton	Carnegie	
1995	Doveton Eagles	Mount Waverley Catholic	Box Hill Pioneers	East Bentleigh	
1996	Cheltenham Assumption	Moorabbin West	Carnegie	Carrum Downs	
1997	Lyndale	Carrum Downs	Dandenong West	Carnegie	
1998	Mount Waverley Catholic	Canterbury	Carnegie	Moorabbin West	
2018	Cerberus	Lyndhurst	Carrum Patterson Lakes	Frankston Dolphins	
2019	South Yarra	Lyndhurst	Frankston Dolphins	Hallam	



# FOOTBALL FINALS SERIES FINISHES

## DIVISION 5

	PREMIERS	RUNNERS-UP	THIRD	FOURTH	FIFTH
1993	Moorabbin West	Mount Waverley Catholic	East Bentleigh	Lyndale	
1994	Carrum Downs	East Bentleigh	Lyndale	Boronia Park	
1995	Lyndale	Boronia Park	Black Rock	Box Hill North	

## UNDER 19

	PREMIERS	RUNNERS-UP	THIRD	FOURTH	FIFTH	SIXTH	SEVENTH	EIGHTH
1996	Cheltenham	Noble Park	Springvale Districts	Parkdale				
1997	Springvale Districts	Cheltenham	Parkdale	Noble Park				
1998	Parkdale	North Dandenong	Noble Park	Springvale Districts				
1999	Surrey Park	North Dandenong	St Pauls	Noble Park				
2000	Cheltenham	Clayton	Parkdale	St Pauls				
2001	Cheltenham	St Pauls	Clayton	Parkdale				
2002	Clayton	St Pauls-Highett	Dandenong West	Clayton	Parkdale			
2003	Cheltenham Rosellas	Hampton	Murumbena	Cheltenham Cockatoos				
2004	St Kilda City	St Pauls	Skye	Dingley	Murumbena			
2005	Skye	Dingley	St Kilda City	Hampton	Cheltenham			
2006	St Kilda City	Bentleigh	Skye Black	Murumbena	St Pauls			
2007	Bentleigh	Murumbena	St Peters	Skye	St Pauls			
2008	Murumbena	Bentleigh	Skye	St Pauls	Dingley			
2009	Bentleigh	Dingley	Clayton	St Pauls	Skye			
2010	St Kilda City	Hampton	Dingley	Bentleigh	Oakleigh District			
2011	St Kilda City	Hampton	Oakleigh District	St Pauls	Cheltenham			
2012	Oakleigh District	St Kilda City	Hallam	Cheltenham	Dingley	Parkmore/Springvale Dist	St Pauls	Skye
2013	Dingley	St Kilda City	Oakleigh District	East Brighton	Parkmore/Springvale Dist			
2014	St Kilda City	Dingley	East Brighton	Bentleigh	Oakleigh District			

## WOMEN'S DIVISION 1

	PREMIERS	RUNNERS-UP	THIRD	FOURTH	FIFTH	SIXTH	SEVENTH	EIGHTH
2017	Murumbena	Oakleigh District	Mordialloc	East Brighton	Highett	Hallam	Endeavour Hills	Lyndhurst
2018	Murumbena	Endeavour Hills	Oakleigh District	East Brighton	Mordialloc			
2019	Endeavour Hills	Oakleigh District	Bentleigh	East Brighton				

## WOMEN'S DIVISION 2

	PREMIERS	RUNNERS-UP	THIRD	FOURTH	FIFTH	SIXTH
2018	Clayton	Lyndhurst	Frankston Dolphins	Murumbena	Doveton Eagles	South Yarra
2019	Lyndale	Hallam	Endeavour Hills	South Yarra		

# NETBALL FINALS SERIES FINISHES

## DIVISION 1

	PREMIER	RUNNER-UP	THIRD	FOURTH
2012	Heatherton	Dingley	East Brighton	St Pauls
2013	Dingley	Heatherton	Bentleigh	St Pauls
2014	Dingley	Heatherton	Bentleigh	St Kilda City
2015	Dingley	Keysborough	Heatherton	Bentleigh
2016	Heatherton	Dingley	Keysborough	Caulfield
2017	Heatherton Black	Dingley	Caulfield	Keysborough
2018	Mordialloc	Caulfield	Heatherton	Dingley
2019	Heatherton	Dingley	Oakleigh District	Mordialloc

## DIVISION 2

	PREMIER	RUNNER-UP	THIRD	FOURTH
2013	Dingley	Carrum Patterson Lakes	Clayton	St Kilda City
2014	Heatherton	Dingley	Bentleigh	St Kilda City
2015	St Kilda City	Heatherton	Mordialloc	Dingley
2016	Heatherton	St Pauls	Mordialloc	Dingley
2017	Heatherton	Caulfield	Dingley	South Yarra
2018	Cheltenham	Heatherton	Murumbena	Caulfield
2019	Heatherton	Caulfield	Oakleigh District	Murumbena

## DIVISION 3

	PREMIER	RUNNER-UP	THIRD	FOURTH
2013	Lyndale	Bentleigh	Hidden Grove	Cheltenham
2014	Clayton	Dingley	Cheltenham	Chelsea Heights
2015	Caulfield	Dingley	Carrum Patterson Lakes	Black Rock
2016	Heatherton	Dingley	St Kilda City	Black Rock
2017	Dingley	Keysborough	Clayton	Heatherton
2018	Dingley Gold	St Kilda City	Heatherton	Dingley Red
2019	Murumbena	St Kilda City	South Yarra	Doveton Eagles

## DIVISION 4

	PREMIER	RUNNER-UP	THIRD	FOURTH
2014	Doveton Eagles	St Kilda City	Black Rock	Lyndale
2015	Heatherton	St Kilda City	Keysborough	Dingley
2016	South Yarra	Heatherton White	Heatherton Black	Dingley
2017	Dingley Gold	Heatherton White	Heatherton Black	Dingley Red
2018	Murumbena	Heatherton Black	Caulfield Yellow	Carrum Patterson Lakes
2019	East Brighton	Carrum Patterson Lakes	Mordialloc	Springvale Districts

## DIVISION 5

	PREMIER	RUNNER-UP	THIRD	FOURTH
2015	Highett	Mordialloc	Dingley	Black Rock
2016	Black Rock	Heatherton	Bentleigh	Dingley
2017	Caulfield	Dingley	Lyndhurst	Heatherton
2018	East Brighton	Lyndhurst	Oakleigh District	Dingley Gold
2019	Caulfield	Lyndhurst	Doveton Eagles	Aspendale Arrows

## DIVISION 6

	PREMIER	RUNNER-UP	THIRD	FOURTH
2015	Dandenong	Mount Waverley	St Kilda City	Highett
2016	Lyndhurst	Caulfield	South Yarra	Lyndale
2017	Heatherton	Dingley Red	Dingley Gold	Doveton Eagles
2018	Mordialloc Red	Doveton Eagles	Keysborough	Lyndale
2019	Heatherton	Murumbena	St Kilda City	Parkdale Vultures

## DIVISION 7

	PREMIER	RUNNER-UP	THIRD	FOURTH
2016	Mount Waverley	Heatherton	Oakleigh District	Bentleigh
2017	Oakleigh District	Dingley	Lyndhurst	Carrum Patterson Lakes
2018	Hampton	Murumbena	Lyndhurst	Dingley
2019	Hampton	Heatherton	South Yarra	Springvale Districts

## DIVISION 8

	PREMIER	RUNNER-UP	THIRD	FOURTH
2016	Cheltenham	Heatherton	Keysborough	Dandenong
2017	Keysborough	Mordialloc	Dingley	Lyndhurst
2018	Hallam Yellow	Hallam Red	Lyndhurst	Highett
2019	South Yarra	Dingley	Cheltenham	Dandenong

## DIVISION 9

	PREMIER	RUNNER-UP	THIRD	FOURTH
2018	Lyndhurst	South Yarra	Heatherton	Black Rock
2019	Hampton	Murumbena	Hampton Park	Parkdale Vultures

## DIVISION 10

	PREMIER	RUNNER-UP	THIRD	FOURTH
2019	Oakleigh District	Clayton	Hampton	Hampton Park

## UNDER 19

	PREMIER	RUNNER-UP	THIRD	FOURTH
2016	Dingley Two	Dingley One	Mordialloc One	Mordialloc Two



# CLUB CHAMPIONS

	DIVISION 1	DIVISION 2	DIVISION 3	DIVISION 4	DIVISION 5
1993	Noble Park	Collingwood Districts	Murrumbena	Heatherton	Moorabbin West
1994	Noble Park	Caulfield	East Camberwell	Heatherton	Carrum Downs
1995	Noble Park	Cheltenham	Heatherton	Doveton Eagles	Boronia Park
1996	Noble Park	Balwyn	Heatherton	Cheltenham Assumption	
1997	Noble Park	Springvale Districts	Heatherton	Lyndale	
1998	Noble Park	Springvale Districts	Surrey Park	Mount Waverley Catholic	
1999	Noble Park	Surrey Park	North Kew		
2000	St Pauls East Bentleigh	Chelsea Heights	Lyndale		
2001	Clayton	Ashwood	Tooronga-Malvern		
2002	Clayton	Murrumbena	Hampton		
2003	Balwyn	Hampton	Canterbury		
2004	Balwyn	Highett	Cerberus		
2005	Clayton	Tooronga-Malvern	Doveton Eagles		
2006	Cheltenham	Tooronga-Malvern	North Kew		
2007	St Pauls East Bentleigh	Springvale Districts	Mount Waverley		
2008	St Kilda City	Dingley	Mount Waverley		
2009	St Kilda City	Murrumbena	Skye		
2010	Chelsea Heights	Highett	Mount Waverley		
2011	Chelsea Heights	Bentleigh / Skye	Mount Waverley		
2012	Chelsea Heights	Skye	Sandown Cobras		
2013	Dingley	Bentleigh	Doveton Eagles		
2014	Dingley	Skye	Mount Waverley		
2015	Dingley	Skye	Black Rock		
2016	Dingley	Heatherton	South Yarra		
2017	Dingley	Heatherton	Hallam		
2018	Dingley	Murrumbena	Heatherton	Lyndhurst	
2019	Dingley	Doveton Eagles	Endeavour Hills	South Yarra	



# FINANCE REPORT

## PAUL SHOEBRIDGE TREASURER

The focus of the Board and the Administration has been on strengthening the Association's Financial Position through prudent management of income streams and expenses, while ensuring the Balance Sheet remains both robust and able to support the League Strategic Plan 2020 – 2022 and all future objectives.

The SFNL 2019 financial results delivered a surplus of \$1,313 which is a decrease from the surplus of \$41,462 in 2018. The Members Retained Equity increased by the surplus amount to \$494,871.

Highlights of our 2019 results are:

- Our turnover of \$1,794,125 was a small decrease of \$2.2% from \$1,834,709 in 2018;
- Netball income increased by \$12,490 or 12.9% with the continued growth in this strong competition;
- The League's Finals income was up \$43,678 or 20.8% mainly due to the catering income from finals held at RSEA Park;
- Media income increased by \$48,593 with the introduction of the filming of games;
- Merchandise sales decreased by \$26,964 or 6.9% with a reduction in the number of women's teams which was a significant area of growth in 2018;
- Women's Football income decreased to \$45,520 from \$57,843 or 21% due to fewer teams participating in 2019;
- Affiliation fees decreased by \$20,357 and umpiring fees income decreased by \$21,430 due to:
  - the loss of one club (Mount Waverley);
  - one club (Sandown Cobras)

moving to Thirds only football; and fewer Women's and U19 teams in the 2019 season;

• Our sponsorship income decreased to \$121,593 from \$145,150 in 2018 due to some sponsors not renewing in 2019.

• Sponsorship and Commercial Partnerships will be an area of renewed focus in 2020; to this end, we have already secured and announced a significant new three-year sponsor (Bayside Community Bank Branches of the Bendigo Bank)

The League's expenses of \$1,792,812 were in line with the previous financial year of \$1,793,247. Some items of note were:

- Merchandise costs decreased by \$38,852 in line with decreased sales;
- Insurance costs decreased by \$5,610 or 5.5% due to fewer teams participating in 2019;
- Umpiring costs also decreased \$28,594 or 6.5% due to fewer teams participating in 2019;
- 2019 Finals Series costs were in line with 2018;
- League Administration costs were also in line with the previous year.
- The Mount Waverley FNC debt to the League from 2018 \$17,232 was written off, as a consequence of the Club publicly declaring it was in recess; there is no expectation by the SFNL that the Mount Waverley FNC will resume operations.

The Balance Sheet continues to demonstrate a strong Net Asset position with growth on

Our receivables reduced significantly this year, down by \$104,618 to \$135,625 from last year. Substantial, consistent effort and a concerted focus has been put into this Member Club Aged Receivables area since the 2018 AGM.

Congratulations to those Member Clubs that worked with the Administration to improve their financial position with the League.

Our Cash Reserves reduced from last year as we met our Capital contributions (\$260,000) to the Moorabbin Reserve Redevelopment (RSEA Park) project out of our Cash Reserves without any need for borrowings. Members should note this Capital Contribution entitles the SFNL to a 25-year lease at RSEA Park at \$1.00 per year, with the option for a 25-year renewal on revised terms and conditions on expiration of the initial 25-year term.

The League will continue to work with Member Clubs to improve their financial sustainability; success in this key area underpins the League Strategic Plan 2020 – 2022 and is crucial to maintenance of a strong Balance Sheet.

**Paul Shoebridge**  
Treasurer SFNL





# FINANCIAL REPORT FOR THE YEAR ENDED 31 OCTOBER 2019

## STATEMENT OF COMPREHENSIVE INCOME FOR THE YEAR ENDED 31 OCTOBER 2019

REVENUE	Note	2019	2018
		\$	\$
Sales of merchandise		363,583	390,547
Records and media		107,701	59,108
Club insurance		98,718	105,804
Umpiring fees		424,008	445,438
Finals revenue		253,480	209,802
Function revenue		28,210	48,954
AFL 9's Fees		8,647	8,476
Netball fees		109,528	97,038
Football affiliation fees		233,093	253,450
Sponsorship		121,593	145,150
Grants and subsidies		28,573	42,949
Interest received & receivable		251	1,952
Other		16,740	26,041
		<u>1,794,125</u>	<u>1,834,709</u>
<b>EXPENDITURE</b>			
Costs of merchandise sold		309,621	348,474
Records and media costs		151,573	55,034
Club Insurance expenses		97,043	102,653
Umpiring costs		410,715	439,309
Finals expenses		126,995	125,735
Functions costs		39,941	66,260
Club and member rebates		12,915	15,386
Interleague		27,313	32,820
AFL 9's expenses		3,774	3,944
Netball expenses		78,763	74,994
Sponsorship costs		6,999	-
Administration and finance costs		527,160	528,638
		<u>1,792,812</u>	<u>1,793,247</u>
Profit (loss) for the year	2	<u>1,313</u>	<u>41,462</u>

The accompanying notes form part of these financial statements

## STATEMENT OF FINANCIAL POSITION AS AT 31 OCTOBER 2019

ASSETS	Note	2019	2018
		\$	\$
<b>Current</b>			
Cash and cash Equivalents	3	155,257	261,076
Receivables	4	135,625	240,243
Inventories	5	40,823	8,598
Other current	6	7,393	5,250
<b>TOTAL CURRENT</b>		<u>339,098</u>	<u>515,167</u>
<b>NON-CURRENT</b>			
Property, plant and equipment	7	31,014	28,614
Intangible	8	249,600	62,500
<b>TOTAL NON-CURRENT ASSETS</b>		<u>280,614</u>	<u>91,114</u>
<b>TOTAL ASSETS</b>		<u>619,712</u>	<u>606,281</u>
<b>LIABILITIES</b>			
<b>CURRENT</b>			
Payables	9	103,707	94,814
Provisions	10	20,134	16,879
<b>TOTAL CURRENT LIABILITIES</b>		<u>123,841</u>	<u>111,693</u>
<b>NON-CURRENT</b>			
<b>TOTAL LIABILITIES</b>		<u>123,841</u>	<u>111,693</u>
<b>NET ASSETS</b>		<u>495,871</u>	<u>494,588</u>
<b>MEMBERS FUNDS</b>			
Retained earnings		<u>495,871</u>	<u>494,588</u>

The accompanying notes form part of these financial statements



# FINANCIAL REPORT FOR THE YEAR ENDED 31 OCTOBER 2019

## STATEMENT OF CHANGES IN EQUITY FOR THE YEAR ENDED 31 OCTOBER 2019

Note	Pre-restructuring Surplus	Accumulated Surplus	Total
	\$	\$	\$
Balance 1 November 2018	236,625	257,933	494,558
Surplus (Deficit) for the year	-	1,313	1,313
Balance 31 October 2019	236,625	259,246	495,871
Balance 1 November 2017	236,625	216,471	453,096
Surplus (Deficit) for the year	-	41,462	41,462
Balance 31 October 2018	236,625	257,933	494,558

## STATEMENT OF CASH FLOWS FOR THE YEAR ENDED 31 OCTOBER 2019

Note	2019	2018
	\$	\$
<b>CASH FLOWS FROM OPERATING ACTIVITIES</b>		
Receipts from customers	1,930,863	1,971,490
Payments to suppliers and employees	(1,823,862)	(2,138,542)
Interest received	251	1,952
<b>Net cash provided by (used in) operating activities</b>	<b>11</b>	<b>(165,100)</b>
<b>CASH FLOWS FROM INVESTING ACTIVITIES</b>		
Payments for property, plant and equipment	(15,571)	(1,316)
Payment for acquisition of intangible asset	(197,500)	(62,500)
<b>Net cash provided by (used in) investing activities</b>	<b>(213,071)</b>	<b>(63,816)</b>
Net increase (decrease) in cash	(105,819)	(228,916)
Cash at beginning of financial year	261,076	489,992
Cash at end of financial year	<b>11</b>	<b>261,076</b>

The accompanying notes form part of these financial statements

## NOTES TO THE FINANCIAL STATEMENTS FOR THE YEAR ENDED 31 OCTOBER 2019

### 1. Significant Accounting Policies

#### a. Incorporation

Southern Football Netball League Inc. was incorporated on 5 January 2009.

#### b. Basis of preparation

The financial report is a general purpose financial report that has been prepared in accordance with Australian Accounting Standards, Interpretations and other authoritative pronouncements of the Australian Accounting Standards Board and the Associations Incorporations Reform Act 2012.

The financial report of Southern Football Netball League Inc. as an individual entity complies with Australian Equivalents to International Financial Reporting Standards. Compliance with Australian Equivalents to International Financial Reporting Standards ensures that the financial statements and notes comply with International Financial Reporting Standards (IFRS).

The financial report has been prepared under the historical cost convention modified by revaluations of selected non-current assets, financial assets and financial liabilities for which the fair value basis of accounting has been applied.

The following is a summary of the material accounting policies adopted by the association in the preparation and presentation of the financial report. The accounting policies have been consistently applied, unless otherwise stated.

#### c. Accounting policies

##### i. Revenue

Affiliation fees and sponsorships are recognised as revenue on a time proportional basis.

Revenue from the sale of goods, principally comprising footballs, uniforms, equipment and records to member clubs is recognized when the significant risks and rewards of ownership of the goods have passed to the buyer and the costs incurred or to be incurred in respect of the transaction can be measured reliably. Risks and rewards of ownership are considered as having passed to the buyer upon the delivery of goods to customers.

Revenues from the provision of services are recognised upon delivery of the service.

Grant revenue is recognised in the income statement when it is controlled. When there are conditions attached to grant revenue relating to the use of those grants for specific purposes it is recognised in the balance sheet as a liability until such conditions are met or services provided.

Interest revenue is recognised on a proportional basis taking into account the interest rates applicable to the financial assets for the year ended 31 October 2019 (continued)

##### ii. Cash and cash equivalents

Cash and cash equivalents include cash on hand, deposits held at-call with banks and other short-term highly liquid investments with original maturities of three months or less.

##### iii. Inventories

Inventories primarily comprise stocks of football equipment and uniforms held for resale and are measured at the lower of cost and net realisable value.

##### iv. Financial instruments

##### Receivables

Trade and other receivables when initially recognised are measured at fair value, which normally approximates their nominal value. Subsequently they are measured at amortised cost using the effective interest rate method.

##### Payables

Trade and other accounts payable are recognised when the association becomes obliged to make future payments resulting from the purchase of goods or services. When initially recognised they are measured at fair value, which normally approximates their nominal value. Subsequently they are measured at amortised cost.



# FINANCIAL REPORT FOR THE YEAR ENDED 31 OCTOBER 2019

## NOTES TO THE FINANCIAL STATEMENTS FOR THE YEAR ENDED 31 OCTOBER 2019 (CONTINUED)

### d. Property, plant and equipment

Each class of property, plant and equipment is carried at cost or fair value as indicated less, where applicable, any accumulated depreciation and impairment losses.

Depreciation and amortisation

The depreciable amount of items of property, plant and equipment are depreciated on a straight line basis over their estimated useful lives commencing from the time the asset is held ready for use.

The assets' residual values and useful lives of assets are reviewed at each balance sheet date and adjusted if appropriate. The following estimated useful lives are used in the calculation of depreciation and amortisation:

Class of asset	Useful life
Computer equipment	2.5 years
Defibrillators	10 years
Furniture and equipment	3 to 5 years

### e. Intangibles

The Southern Football Netball League Inc. as one of the stakeholder parties contributed \$260,000 to the development of state-of-the-art sports training, administration and match facilities at the Linton Street Moorabbin Reserve.

Under these arrangements League has the right for the use of an area of the new pavilion for an administrative office as well as rights of access to various other facilities at the premises for 25 years.

The amount contributed has been recognised in the financial statements as an Intangible Asset and is being amortised over 25 years.

### f. Employee benefits

Provision is made for the association's liability for employee benefits arising from services rendered by employees to the end of the reporting period.

Employee benefits that are expected to be settled within one year have been measured at the amounts expected to be paid when the liability is settled, plus related on-costs.

Employee benefits payable later than one year have been measured at the present value of the estimated future cash outflows to be made for those benefits.

Contributions are made by the entity to an employee superannuation fund and are charged as expenses when incurred.

### g. Provisions

Provisions are recognised when the association has a legal or constructive obligation as a result of past events, for which it is probable that an outflow of economic benefits will result and that outflow can be reliably measured.

Provisions recognised represent the best estimate of the amount required to settle the obligation at the end of the reporting period.

### h. Income tax

No Provision for Income Tax has been raised, as the entity is exempt from Income Tax under Division 50 of the Income Tax Assessment Act 1997.

### i. Goods and services tax (GST)

Revenues, expenses and assets are recognised net of the amount of GST, except where the amount of GST incurred is not recoverable from the Australian Tax Office (ATO).

In these circumstances, the GST is recognised as part of the cost of acquisition of the asset or as part of an item of the expense.

Receivables and payables in the statement of financial position are shown inclusive of GST.

## NOTES TO THE FINANCIAL STATEMENTS FOR THE YEAR ENDED 31 OCTOBER 2019 (CONTINUED)

	2019	2018
	\$	\$
<b>2. Profit for the year</b>		
Profit for the year has been determined after:		
<b>a. Crediting as revenue</b>		
Interest received and receivable	251	1952
<b>b. Charging as expenses</b>		
Depreciation and amortisation	23,570	14,764
Bad debts provision	17,232 -	
Doubtful debts provision	3,590	10,796
Auditors fee	7,850	8,100
Write back provision for long service leave	-	(10,720)
<b>3. Cash and Cash equivalents</b>		
Cash at bank	155,257	261,076
<b>4. Receivables</b>		
<b>Current</b>		
Trade debtors	137,278	251,959
Less provision for doubtful debts	(7,500)	(21,142)
	129,778	230,817
Other debtors	5,847	6,926
Rental bond	-	2,500
	135,625	240,243
<b>5. Inventories</b>		
<b>Current</b>		
Stock of footballs, equipment, uniforms and medals at the lower of cost and net realisable value	40,823	8,598



# FINANCIAL REPORT FOR THE YEAR ENDED 31 OCTOBER 2019

## NOTES TO THE FINANCIAL STATEMENTS FOR THE YEAR ENDED 31 OCTOBER 2019 (CONTINUED)

	2019	2018
	\$	\$

### 6. Other Current Assets

Prepayments	7,393	5,250
-------------	-------	-------

### 7. Property, plant and equipment

Furniture and equipment at cost	86,148	84,810
Less provision for depreciation	(55,134)	(56,196)
<b>Total property, plant and equipment</b>	<b>31,014</b>	<b>28,614</b>

### 8. Intangible

Right of occupancy	260,000	62,500
Less accumulated amortisation	(10,400)	-
	<b>249,600</b>	<b>62,500</b>

### 9. Payables

Trade creditors	76,733	35,018
Other creditors and accruals	26,974	59,796
	<b>103,707</b>	<b>94,814</b>

### 10. Provisions

Current		
Provision for employee entitlements	20,134	16,879

## NOTES TO THE FINANCIAL STATEMENTS FOR THE YEAR ENDED 31 OCTOBER 2019 (CONTINUED)

	2019	2018
	\$	\$

### 11. Cash Flow

#### a. Reconciliation of cash

Cash at the end of the financial year shown in the statement of cash flows is reconciled to the related items in the statement of financial position as follows:

Cash at bank	155,257	261,076
--------------	---------	---------

For the purpose of the statement of cash flows, cash includes cash on hand and in banks net of outstanding overdrafts

#### b. Reconciliation of cash flow from operation activities

Profit (loss) from operations	1,313	41,303
-------------------------------	-------	--------

#### Non-cash flow items in profit

Depreciation and amortisation	23,570	14,764
Doubtful debts provision	3,591	10,796

#### Changes in assets and liabilities

(Increase) decrease in receivables	101,028	(195,911)
(Increase) decrease in inventories	(32,225)	14,058
(Increase) decrease in prepayments	(2,143)	(793)
Increase (decrease) in payables	8,863	(24,899)
Increase (decrease) in provisions	3,255	(24,418)

#### Cash flow from operating activities

	<b>107,252</b>	<b>(165,100)</b>
--	----------------	------------------

### 12. Commitments

Commitments arising from the Moorabbin Reserve re-development (MRR)

Current	-	197,500
---------	---	---------



# FINANCIAL REPORT FOR THE YEAR ENDED 31 OCTOBER 2019

## NOTES TO THE FINANCIAL STATEMENTS FOR THE YEAR ENDED 31 OCTOBER 2019

The leagues financial instruments consist mainly of deposits with banks, accounts receivables and payable and leases.

The purpose of these financial instruments is to finance the leagues operations

The league does not have any derivative financial instruments

### a. Interest rate risk

The leagues exposure to interest rate risk and the effective interest rate of financial assets and financial liabilities both recognized and unrecognized at balance date are as follows:

Financial instruments	Floating interest rate		Non-interest bearing		Total carrying amount		Average interest rate	
	2019	2018	2019	2018	2019	2018	2019	2018
<b>Assets</b>								
Cash	155,257	261,076			155,257	261,076	0.12%	0.52%
Receivables			135,625	240,243	135,625	240,243		
<b>Total financial assets</b>	<b>155,257</b>	<b>261,076</b>	<b>135,625</b>	<b>240,243</b>	<b>290,882</b>	<b>501,319</b>		
<b>Liabilities</b>								
Payables			103,707	94,814	103,707	94,814		
<b>Total financial liabilities</b>			<b>103,707</b>	<b>94,814</b>	<b>103,707</b>	<b>94,814</b>		
<b>Net financial assets</b>	<b>155,257</b>	<b>261,076</b>	<b>31,918</b>	<b>145,429</b>	<b>187,175</b>	<b>406,505</b>		

### b. Net fair values

The aggregate net fair values of financial assets and liabilities approximate their carrying amounts.

### c. Credit risk

The maximum exposure to credit risk at balance date in respect of each class of financial assets is the carrying value of those assets

### 14. Related party transactions

Transactions between related parties are on normal commercial terms and conditions that are no more favorable than those available to other parties unless otherwise stated


## STATEMENT BY MEMBERS OF THE BOARD

Annual statements give a true and fair view of financial performance and position of incorporated association

We, Marc Gauci and Garry Cranny being

Members of the Board of the Southern Netball Football League Inc., certify that –

The statements attached to this certificate give a true and fair view of the financial performance and position of the Southern Football Netball League Inc. during and at the end of the financial year of the association ending on 31 October 2019.



**Marc Gauci**  
Signed  
Dated: 18 November 2019



**Garry Cranny**  
Signed  
Dated: 18 November 2019

## INDEPENDENT AUDITOR'S REPORT TO THE MEMBERS OF SOUTHERN FOOTBALL NETBALL LEAGUE INC.

We have audited the accompanying financial report of Southern Football Netball League Inc. The financial report comprises the Statement of Financial Position as at 31 October 2019, and the Statement of Comprehensive Income, Statement of Changes in Equity and Statement of Cash Flows for the year ended on that date, a summary of significant Accounting Policies and other explanatory notes.

### Boards' Responsibility for the Financial Report

The Board of the League is responsible for the preparation and fair presentation of the financial report in accordance with the Leagues Rules, Australian Accounting Standards (including the Australian Accounting Interpretations) and the Associations Incorporation Reform Act 2012. This responsibility includes establishing and maintaining internal controls relevant to the preparation and fair presentation of the financial report that is free from material misstatement, whether due to fraud or error, selecting and applying appropriate accounting policies and making accounting estimates that are reasonable in the circumstances.

In note 1, the Board also state, in accordance with Accounting Standard AASB 101, Presentation of Financial Statements, that compliance with the Australian equivalents to International Financial Reporting Standards ensures that the financial report, comprising the financial statements and notes, complies with International Financial Reporting Standards

### Auditors Responsibility

Our responsibility is to express an opinion on the financial report based on our audit work. We conducted our audit in accordance with Australian Auditing Standards. These Auditing Standards require that we comply with relevant ethical requirements relating to audit engagements and plan and perform the audit to obtain reasonable assurance whether the financial report is free from material misstatement

An Audit involves performing procedures to obtain audit evidence about the amounts and disclosures in the financial report. The procedures selected depend on the auditor's judgment, including the assessment of the risks of material misstatement of the financial report, whether due to fraud or error. In making those risk assessments, the auditor considers internal controls relevant to the entity's preparation and fair presentation of the financial report in order to design audit procedures that are appropriate in the circumstances, but not for the purpose of expressing an opinion on the effectiveness of the entity's internal control. An audit also includes evaluating the appropriateness of accounting policies used and the reasonableness of accounting estimates made by the Board, as well as evaluating the overall presentation of the financial report

We believe the audit evidence we have obtained is sufficient and appropriate to provide a basis for our audit opinion

### INDEPENDENCE

In conducting our audit we complied with applicable independence requirements of Australian professional ethical pronouncements.

### AUDIT OPINION

In our opinion, the financial report of the Southern Football Netball League Inc., is in accordance with the Associations Incorporation Reform Act 2012, including

- I. giving a true and fair view of the Association's financial position as at 31 October 2019 and of its performance for the period ended on that date, and
- II. complying with Australian Accounting Standards (including the Australian Accounting Interpretations) and the Associations Incorporation Reform Act 2012.



**Crane White & Associates**



**Desmond Crane**  
Partner  
18 November 2019  
2A Malcolm Road, Croydon North, Victoria,  
Australia



# FINANCIAL REPORT FOR THE YEAR ENDED 31 OCTOBER 2019

## INCOME AND EXPENDITURE STATEMENT FOR THE YEAR ENDED 31 OCTOBER 2019

	2019	2018
	\$	\$
<b>Gross margin on sales and provision of</b>		
Sales of merchandise	53,961	42,073
Records and media	(43,871)	4,074
Club insurance	1,675	3,151
Umpiring	13,293	6,129
Finals	126,486	84,067
Functions	(11,731)	(17,306)
Club and member rebates	(12,915)	(15,386)
Interleague	(27,314)	(32,819)
AFL 9's	4,873	4,532
Netball	30,765	22,044
	135,222	100,559
Football affiliation fees	233,093	253,450
Sponsorship	114,593	145,150
Grants & subsidies	28,573	42,949
Interest received and receivable	251	1,951
Other	15,793	26,041
	527,525	570,100
<b>Administration and finance costs</b>		
Audit fees	7,850	8,100
Bookkeeping	33,500	30,351
Cleaning and other premises costs	7,353	4,468
Club education and development	-	10,000
Computer expenses	3,019	3,212
Depreciation and amortisation	23,570	14,764
Doubtful debts provision	3,590	10,796
Electricity and gas	8,663	10,460
Insurance	600	2,553
Legal expenses	-	1,545
Office supplies	4,206	7,222
Promotion expenses	21,653	29,196
Personnel costs	393,098	355,120
Postage, printing and stationery	3,755	7,475
Rent – premises	(6,500)	4,000
Rental of office equipment	3,816	6,377
Telephone and communications	12,493	18,313
Web-site expenses	-	360
Other	5,546	4,485
	526,212	528,797
	1,313	41,303

## THE SFNL WERE PROUDLY SUPPORTED BY THE FOLLOWING PARTNERS IN 2019

### MAJOR PARTNERS

**Blackchrome**  
sportswear



**Leader**  
COMMUNITY NEWS

### OFFICIAL PARTNERS



**ATURA**  
Dandenong

**Elastoplast**



**CCA**  
COCA-COLA AMATIL



**CW**  
CLUB WAREHOUSE

**COMET**  
NETBALL



**GameFace**

**GRANT**  
professionals



**PROJECT**



**TWP**

**Top-Notch**  
Trophies & Promotions



### COMMUNITY PARTNERS

Proudly supporting  
**Beyond Blue**

**SALT**  
SPORT & LIFE TRAINING

TOWARDS **ZERO**





RSEA Park, Linton Street, Moorabbin VIC 3189  
PO Box 1018 | Moorabbin VIC 3189  
P: 03 9553 5644



[sfnl.com.au](http://sfnl.com.au)