

2018

ANNUAL REPORT



SOUTHERN FOOTBALL NETBALL LEAGUE

OUR VISION

The SFNL will be recognised as a quality deliverer of community based sport and an organisation that conducts itself in a manner that meets the contemporary expectations and values of the communities within which it operates.

OUR MISSION

The SFNL will be a custodian and effective promoter of the code and culture of Australian Football and Netball to communities in the south-eastern region of metropolitan Melbourne.

The SFNL will effectively facilitate participation in Australian Football and Netball and assume responsibility for the local health, development and image of the game.

2	Life Members
4	Hall of Fame
6	SFNL Board of Management
10	SFNL Administration
11	SFNL Record and Media Team
12	SFNL Member Clubs
13	SFNL Participation Summary
14	Chairman's Report
16	CEO's Report
18	Football Operations Report
20	Netball Report
22	Media Report
24	Umpiring Department Report
26	Interleague Report
28	2018 Football Grand Final Winners
31	2018 Netball Grand Final Winners
32	2018 Award Winners
36	2018 SFNL Teams of the Year
37	2018 Football Ladders after Round 18
40	2018 Netball Ladders after Round 15
42	Football Best & Fairest Winners
44	Football Leading Goalkickers
46	Football Grand Finals Best On Ground
48	Netball Best & Fairest Winners
49	Netball Leading Goalshooters
50	Netball Grand Finals Best On Court
51	Football Finals Series Finishes
55	Netball Finals Series Finishes
56	Club Champions
57	Finance Report
58	Financial Report for the Year Ended 31 October 2018

LIFE MEMBERS

Southern Football Netball League

(Formerly ESCFA LTD. and SFL Inc.)

Former ESCFA LTD.

1993	K.B. Carter
1994	A. Liddell
1995	W. Gould
1997	P. Marsh
1999	S. Yeomans
2000	D. Corless
2001	D. Pitman
2002	K. Brownscombe
	J. O'Connor
	N. Kellett
	A. Goodes
2003	R. Gould
	S. Hill
2004	T. Williamson
	D. Luttrell
	J. Bennett
	L. Marshall
2006	H. Laurenson
	K. Handley
	T. Easey
	R. Bray
	I. Bennett
2008	E. Lloyd-Griffiths
2010	S. Barnes
	K. Mark
2011	J.P. Lefebure
	S. Bayes
	D. Cox
2012	D. Avery
2018	D. Smith

A. Anderson
A. Broadhead
A. Johnstone (ESCFA)
L. Williams
J. Steain
B. Quinton
W. Matthews
M. Anthony
B. Cooper
A Broadhead
M. Anderson
W. Woods
J. McMenamin
K. Stuart
H. Blackwell
K. Dempsey
J. Steven
R. Leman
R. Savage
W. David
C. Curtis
P. Hiscock
D. Blyth
A. Johnstone
R. Yeomans
J. Meneilly
R. Hennessey
G. Owen
B. Hosking
K. Pemberton
D. Pignolet
J. Honey
N. Jacobs
N. McDonell
L. McKiernan
T. O'Shea

Former SESFL Inc.

(Formerly CODFL and ESFL)

1966	H. Malcolm
1967	G. McGan
1968	L. Aitken
1970	D. Dell
1974	L. Kelly
1976	J. Kenny
	J. Famularo
1977	J. Tuahn
	D. Malcolm
1978	A. Lowe
1979	F. Johnson
1980	P. Schiltz
1981	B. Hill
1983	A. McLean
1984	P. Wilkins
1985	S. Smith
1986	L. Reynolds
1987	T. Rowe
1988	B. Marriott
1989	N. Egan
1990	P. King
1991	R. Spaulding

Former SFL Inc.

(Formerly SESFL Inc.)

1992	L.R. Bailey
	G. Hunter

Former ESFL

1937	H. Jenkins
1946	A. Wadsworth
1948	R. Harvey
1949	H. Hale
1950	W. Dyer
1951	J. Edward
1952	F. Horkings
1953	G. Mottrom
1954	K. Pratt
1955	H. Milner
1956	F. Mills
1957	D. Drummond
1958	J. Slade
1959	R. Smith
1960	A. May
1961	R. Fraser
1963	H. Barnes
	L. Blackman
	H. Hope
	K. Lear
	A. Mays

Former CODFL

1938	W. Wilde
1939	A. Young
1940	E. Cameron
1941	A. Rogers
1942	C. Fitzsimmons
1943	W. Bristowe
1944	F. Clegg
1945	H. Sayers
1946	E. Clements
1947	T. Osborne
1948	F. Coates
1950	J. Ellis
1951	J. Hogan
1952	C. Barnes
1953	H. Davies
1955	F. Martin
1958	G. Randall
1959	F. Allen
1960	H. Adams
1961	P. O'Donoghue
1962	S. Le Lievre
1963	G. Rule
	W. Jeffreys
	N. Bell

Former FFL

J.W. Allnut
E. Baxter
J. Barker
J. Barker (Jnr)
J.W. Beckwith
P. Brennan
S. Brew
V. Collis
T. Connor
C. Green
H. Crowe
R. Douthie
J. Drinan
C. Fenwick
J.W. Furmedge
F.R. Hogg
J. Johnstone
F.T. LePage
H. Lyon
C. Kerr
A. Mackay
R. Merlo
D.E. Molloy
P. Molloy
L. O'Mara
H.P. Petersen
R. Phair
D. Patterson
H. Patterson
F. Pritchard
A. Rose
C. Taylor
E.F. Waddell
P. Walker
B. White

HALL OF FAME

The Southern Football Netball League Hall of Fame was established in 2015 to acknowledge and celebrate persons who have made significant contributions to the SFNL or the forerunners of the SFNL, being the Federal Football League, Eastern Suburbs Churches Football Association and South East Suburban Football League.

There are seven categories under which an individual may be considered for induction into the Hall of Fame. They are player, administrator, official, coach, umpire, media or lifetime achiever.

This year saw four outstanding contributors become the latest inductees into the SFNL Hall of Fame.



John Bennett
2015



Ian Birkett
2015



Bob Bray
2015



Garry Cranny
2015



Ray Carr
2018



Trevor Easey
2018



Alan Flint
2018



Ross Gould
2018



David Folley
2015



Ashley Goodes
2015



Con Gorozidis
2015



Kevan Hamilton
2015



Neil Kellett
2017



Emrys Lloyd-Griffiths
2017



Daryl Pitman
2017



Bruce Hill
2015



Jim Honey
2015



Stan Le Lievre
2015



Neil Lockhart
2015



Kingsley Ellis
2016



David Luttrell
2016



Garry Matlock
2016



Mark Seymour
2016



Dennis Malcolm
2015



David Martin
2015



Peter Martin
2015



Jim Meneilly
2015



Ken Shaw
2016



Margaret Torpy
2016



Stephen Barnes
2015



Wally Beckwith
2015



Darrell Molloy
2015



Bill Ostle
2015



Rob Spaulding
2015



Ted Woods
2015

SFNL BOARD OF MANAGEMENT



Marc Gauci
Chairman

Marc Gauci has been actively involved in the administration of junior football for eight years since his two sons began playing at the East Malvern Knights in 2006. In 2013 his third child and only daughter played for the Knights in U12 Girls.

Marc initially joined the Knights committee in 2006 as Sponsorship Manager, before becoming Club Secretary in 2007 and 2008, was Vice President and Club Secretary for 2009-2013.

In 2009 Marc led the move of five WJFA clubs to the MSJFL (now SMJFL) and in 2010 joined the board of the Southern Football Netball League. He has also been the Chair of the MarCom sub-committee since 2011. Marc is absolutely passionate about providing the best experience for all that are involved in community football.

Outside of football, Marc works for Australia Post as Manager eTailing /Fulfilment. Previously, Marc was Founding Chair of the China Australia Chamber of Commerce, Shanghai 1994-1998, Vice President of the Australia China Business Council from 2001-2012 and Chair of MET3145 2005-2013.



Garry Cranny
Vice Chairman

Garry Cranny is a Life Member of the Caulfield Football Club having been the club's inaugural President from 1993 to 1999.

Garry played over 20 years and 300 games of local senior football with Glenhuntly (FFL, five years), Caulfield (VFA, nine years), Croydon (EDFL, two years) and St Kevin's Ormond (ESCFA, five years) which included eight years as a Captain-Coach in the VFA and ESCFA.

Garry joined the Board of the SFNL prior to the commencement of the 2007 season and was an inaugural inductee into the SFNL Hall of Fame in 2015.

Garry works as Manager of Sustainability for the family owned concrete and quarrying businesses based in the outer south-eastern area of Melbourne, the Yarra Valley and Bass Coast, which between them employ about 160 staff.

This follows a Federal Public Service career of 27 years and nearly 10 years as a partner and Director of an environmental consultancy business. This period included over two years as Director of a European based joint party venture based in England.

Garry is currently Chairman of the Construction Materials Processors Association (CMPA). CMPA members supply over 50% of Victoria's quarried materials and concrete to the State's construction industry.



Jonathan Adams
Board Member

Jonathan Adams works as an account director for the ASX listed technology company, Bulletproof.

Jonathan has a commercial background working across information technology, media and advertising, and holds a Graduate Certificate in Marketing and studied psychology at Deakin University.

Jonathan retired from football in 2009 following one season with St Pauls East Bentleigh. He is a member of the Old Melbournians Football Club, National Golf Club, Melbourne Racing Club, Victoria Racing Club and Frankston Australian Clay Target Club.

Jonathan cares about improving the quality and the sustainability of the Southern Football Netball League and creating a stronger league for generations to come.

Jonathan resides in Carnegie.



Athena Greenall-Wilson
Board Member

Athena Greenall-Wilson joined the SFNL Board in mid-2014.

Athena commenced her legal career in a major law firm (K&L Gates) during which time she acted for the Carlton Football Club and formed part of the Banking & Finance team. Her netball days were as a junior in country Victoria.

Athena has qualifications in law, finance and education.

During her early legal career, Athena was given an opportunity to compete as an elite athlete in Australia and Canada. Upon return to Australia, Athena continued her legal career in private practice (corporate/commercial law) and was also appointed Deputy College Head at a Monash University residential international college.

When possible, Athena also travelled extensively with an Olympic team due to her husband's role as coach, allowing global appreciation of sport and culture.

Since 2013, Athena has been Corporate Legal Counsel for various ASX listed companies, not-for-profit and private companies, specialising in corporate governance, risk, IP/IT/Data security and innovation.

Athena is a member of The Association of Corporate Counsel.

SFNL BOARD OF MANAGEMENT



Courtney Morath
Board Member

Courtney Morath has been actively involved in female football since 2010.

Courtney played junior footy for the Kew Rovers Youth Girls team for three years. At 18 years of age, Courtney went on to coach the club's U15 and U18 female teams.

A year later, Courtney introduced female football to the Kew Football Club, becoming the first club to offer a senior pathway for women in Boroondara. Three years into their infancy, the women's side won the 2016 VWFL Division 1 Premiership.

Courtney sits on Kew's General Committee as the Female Football Manager and is actively involved in training and coaching the female players.

She joined the Southern Football Netball League in December 2015 as a member of the Women-In-Sport sub-committee. In 2016, Courtney sat on the SFNL Women's Football Working Party to establish the League's first female competition for 2017. Engaging in skills and education sessions with the League, Courtney offers practical experience in the integration of senior female football to an established club.

Outside of football, Courtney studies a Bachelor of Arts and Bachelor of Laws at Monash University and works in an administrative role with a Melbourne law firm where she has been for over five years.



Lee Norman
Board Member

Lee Norman joined the SFNL Board in 2016, taking on the role as Chair of the Finance and Administration Sub Committee in 2017.

Lee is passionate about diversity and inclusion, with a focus on sport to help bridge the gap between cultures, genders, religions and socio-economic backgrounds. Along with her Board commitments, during the 2017 season she has been involved behind the scenes using her expertise and experience in recruitment, policy development and facilitating team building workshops with the SFNL HQ team.

Lee has been actively involved in sport since her youth where she competed in many sports including AFL and netball. However, it was softball that she excelled as a player and coach at an elite level.

Via her children, Lee is currently involved with a range of junior sporting clubs and as an active member of the Mentone Adult Riding Club. She continues to enjoy competing in equestrian events along with her daughter and sister.

Lee's work sees her providing strategic and operational leadership to the Sport function of a large independent school.

She has extensive executive experience in a range of industries including finance, engineering, sport and automotive. She is an accredited Executive and Life Coach, facilitator and holds an MBA (HR).



Richard Smith
Board Member

Richard Smith heads an independent management consultancy Mellar Marketing which provides event management, marketing and project management services to both the corporate and government sectors. With over 25 years' experience, including senior executive roles with major event organisations such as the Australian Grand Prix Corporation and the Melbourne and Olympic Parks Trust, Richard has also consulted extensively to the Victorian Government on its major events strategy.

Richard also has major project experience as part of the marketing team at Essendon Fields Management P/L, successfully completing a business plan for the first Hyatt Place Hotel and Conference Centre prior to joining Westpac, where he managed internal stakeholder communications in the lead up to the Bank of Melbourne head office relocation to 525 Collins Street in 2017. He currently provides communication services to the Victorian Building Authority in Docklands.

Richard is also a Director of Doxa Youth Foundation, played 200 games at Old Brighton Grammarians and is a keen member of Melbourne Football and Cricket Clubs. He is excited about joining the Board of the SFNL and looks forward to helping the League grow its men's and women's football and netball competitions and helping to fully develop its commercial potential.



SFNL ADMINISTRATION



Michael Palmer
Chief Executive Officer
(March-October)



Lee Hartman
Chief Executive Officer
(November-Current)



David Jennings
General Manager -
Operations



Matt Grimwood
Administration
and Netball Officer



Will Hunter
Media Officer



Jenny Mouat
Finance Manager



Jess Jones
Marketing and
Partnerships Manager

Jen Blackman
Operations Intern

Lincoln Edmunds
Media Intern

Renee Reichelt
Marketing and
Partnerships Intern

UMPIRING DEPARTMENT

Peter Marshall
Director of Umpiring -
Football

Kim Pentreath
Director of Umpiring -
Netball

Alan Manning
President

Rodd Johnson
Secretary

UMPIRES ASSOCIATION

INDEPENDENT TRIBUNAL

Sam Hatzi
Chairman

Panel Members
**Ryan Amos, Jim Browne, Sharon Daly, Mark Dance,
Jim Magee, David Meeve, Vince Micalizzi, Gary Oram**

SFNL RECORD



Will Hunter
Editor/Division 1 Scribe

Jason Barbin
Division 2 Scribe

Andrew Paloczi
Division 3 Scribe

Lincoln Edmunds
Division 4 Scribe

Britt Goldsmith
Under 19 Scribe

Daniel Ewart
Women's Division 1
Scribe

Jess Mackey
Women's Division 2
Scribe

Hugh Maclean
Netball Scribe

Bruce Hill
Statistics

SFNL MEDIA

Madison Talarico
Videographer

Michael Walsh
Photographer

Peter Wolf
Photographer

Kim Aitkin
Photographer

SFNL RADIO TEAM

Robert Sharpe
Executive Producer

Karl Bianco
Technical Director

Match of the Day
David Hampton
John Takemura

Ian Dougherty
Kevin Cummins

Ian Dougherty
John Bennett

The 5th Quarter
Wayne Fuller

Nothing But Net
Mel Aitken
Hugh Maclean

SFNL MEMBER CLUBS



Ashwood Bentleigh Black Rock Carrum Patterson Lakes Caulfield Cerberus Chelsea Heights Cheltenham Clayton Dandenong Dingley Doveton Eagles East Brighton East Malvern Endeavour Hills Frankston Dolphins Hallam Hampton Hampton Park Heatherton Highett Keysborough Lyndale Lyndhurst Moorabbin Kangaroos Mordialloc Mount Waverley Murrumbene Oakleigh District Port Melbourne Colts Sandown Cobras Skye South Yarra Springvale Districts St Kilda City St Pauls

HONESTY
INCLUSIVENESS
INTEGRITY
INNOVATIVE

SOUTHERN FOOTBALL NETBALL LEAGUE PARTICIPATION SUMMARY 2018

ENTHUSIASM
APPRECIATION
EDUCATIVE
COLLABORATIVE

FEMALE



706
PLAYERS
16 CLUBS
17 TEAMS

MALE



3,954
PLAYERS
36 CLUBS
90 TEAMS

UMPIRES

334 REGISTERED
UMPIRES
295 MALE
39 FEMALE

NETBALL



850
PLAYERS
27 CLUBS
91 TEAMS

SOCIAL MEDIA



1,659
FOLLOWERS



7,089
LIKES



1,638
FOLLOWERS

FACEBOOK - 2018 FINALS - 340K REACH & 1.1M IMPRESSIONS



CHAIRMAN'S REPORT

MARC GAUCI

CHAIRMAN

It's been a long and interesting season in 2018 with many highlights but also a range of challenges facing the SFNL as a whole. We have reached the conclusion of the season and there are plenty of achievements to recognise.

I am extremely proud to be able to present this year's Chairman's Report and furthermore, note that the Southern Football Netball League continues to thrive. It is a testament to our Member Clubs, their committees, their players and many volunteers that they continue to work hard to create a competitive and vibrant set of competitions whether they be in men's and women's football or netball.

We saw strong growth again in 2018 with the creation of a fourth division in men's football and a second division of women's football. We maintained strong numbers on the men's side and increased from 10 up to 18 women's teams. Our focus going forward is to strengthen the numbers in the Under 19 competition as well as identifying opportunities to improve the standard and consistency across the women's teams. There is great optimism that we can grow both of these important parts of our League.

It is important to recognise those clubs that had success on the field and to our premiers across both football and netball, we say well done. Our three Division 1 competitions were won by St Paul's, Murrumbena and Mordialloc respectively. St Pauls finished first in men's football and were very comfortable throughout the finals and ultimately beat East Malvern in the Grand Final. Murrumbena took their second consecutive women's crown in a close and competitive final with Endeavour Hills. In netball, Mordialloc saw off the challenge of Caulfield who had an outstanding finals series but fell just short.

As we moved down through the various divisions and grades, the really pleasing thing was to see such a widespread number of clubs winning premierships. More than half of our clubs appeared in a Grand Final in either football or netball and this demonstrates the competitiveness we

see through all 36 of our clubs and the more than 200 teams that play in our competitions.

One of our key goals this year was to increase engagement with our clubs and we have made every effort to do so. This commenced with an excellent club workshop at the Atura Dandenong which allowed our clubs to discuss a range of issues and opportunities before the season commenced. We came away with an overall theme of "competitive on the field, co-operative off the field". Most of our clubs lived up to this, even though we had a few challenges.

We also implemented a series of Club Engagement meetings towards the end of the season and these provided the Board and administration of SFNL with plenty of constructive feedback. A range of common themes came up across the meetings and these will be reviewed and actioned as we move forward. The meetings were done in small groups of clubs on a geographical basis and this allowed us to understand local issues as well. This initiative is something we are keen to repeat in 2019.

The two areas where we had some significant issues and concerns related to player points and on-field behaviour. It must be acknowledged that we got off to a difficult start to the season in relation to player points. We ultimately found that across the League we had more than 100 players on the wrong points and interestingly more than half of these were rated too high and were playing at a disadvantage to their clubs. The key issue was the dispensation offered to almost half our clubs which caused League-wide concern. Ultimately, we had a very positive meeting with all Member Clubs at the Bentleigh RSL where the matters were resolved and happily, in the second half of the season, there were no further issues. We look to work with the clubs prior to the 2019 season to make sure that the issues we experienced are not repeated.

The second challenge, and by far the most serious, relates to the unacceptable level of violence we

experienced at our grounds. We had six matches abandoned due to major incidents, several of which involved spectators on the field. We also had an unhealthy number of reports and too many of these incidents were of a serious physical nature. Again, we met with all of our member clubs and the umpires' leadership to discuss the situation and ensure that it did not continue to occur through the finals. I am pleased to report that the clubs took this matter very seriously and we saw a dramatic improvement following the meeting. We need to be vigilant in 2019 and make sure ours is a safe, fair and fun League.

On a much more positive note, we had our first Interleague away trip to play against North Central Football League in Boort. It was one of the highlights of the season and we were made to feel very welcome by our hosts. Despite a late start, our teams were well prepared. We provided accommodation in Bendigo on the night before the matches to make sure the players weren't unduly affected by having a lengthy road trip on gameday. We featured in three close, competitive matches played in a great



spirit throughout and we were happy to win the senior football to continue improving our league ranking.

One of the strengths of our program remains our netball competition. Teams grew to a record number of 91 with participation from the vast majority of our 36 clubs. The effort put in to running the competition by the hard-working people at Rowan Road is an absolute credit to SFNL and we had a trouble-free season.

Once again, this year we wish to acknowledge the media team who have given countless hours to ensure that exceptional coverage of the SFNL is delivered on a weekly basis. The live match of the round coverage of football and the high-quality finals coverage of football and netball was brilliantly delivered. Most importantly, however, the effort put into producing The 5th Quarter and Nothing but Net, is something that brings credit to the team as well as the league. To Will

Hunter, Robert Sharpe and the rest of the media team, well done on a fantastic season.

I would like to give a special thank you to our 37th Club – the fantastic umpires team that gives so much to our competitions. Across football and netball, we have hundreds of people who front up each week to ensure that the matches can happen and that the action on the field is supported by dedicated umpires who also love the games. Thanks in particular to Peter Marshall, who I was proud to present with my Chairman's Award at the recent Annual Awards Dinner.

Perhaps the most exciting news coming up is the move to RSEA Park at Linton Street. For a couple of years our office has been located at Keys Road and we have made the most of that venue, but it certainly won't compare to our new headquarters which we will share in partnership with the St Kilda Football Club. An enormous amount of

work has been done by Vice Chairman Garry Cranny to ensure that community football was fully represented in the project and that we will have a first-class, long-term home.

I would like to thank the members of the SFNL Board for their contributions to the 2018 year. There are several Board members that are not seeking re-election and I thank you for the outstanding contribution you have made to the League over a number of years.

Finally, a big thank you to the staff at our Keys Road headquarters. It has been a very busy year for the team and on behalf of the Board and all clubs I would like to thank them for their hard work and devotion to the SFNL.

We all look forward to an outstanding 2019.

Marc Gauci
Chairman
Southern Football Netball League

CEO'S REPORT



MICHAEL PALMER

CHIEF EXECUTIVE OFFICER

It is my pleasure to present the 2018 CEO's Report for the Southern Football Netball League (SFNL). It has been a very interesting season and one filled with significant issues; however, there are still plenty of positives to report. As you know, we have a number of strategic pillars and I am pleased to report progress against each of the following measures:

People

The SFNL is entirely made up of people who volunteer their valuable time to ensure that their clubs are able to function and contribute to the important fabric of community sport. These volunteers are the life-blood of the League and continue to contribute above and beyond to deliver matches week in, week out. I would like to give a special thank you to the club presidents. I have enjoyed a robust but positive relationship with each of the clubs and whilst we have faced many issues, there appears a real willingness

from clubs to work with the League for the better.

In terms of opportunities for players, we have seen continued growth in netball up to 91 teams and all indications are that we will exceed that number in 2019. Netball is a powerhouse element of the SFNL which has the opportunity to continue to build diversity within clubs and provide a real balance to everything we do. The same is true of women's football which, we are really pleased to see almost double in numbers from the first season in 2017 to 18 teams in 2018.

Under 19 football continues to be a challenge for the SFNL. It is important that we have a pathway between junior and senior football and our opportunity to create this is in the Under 19 space. Numbers have been slightly softer over the past couple of seasons, but clubs and the Board are working on strategies to reverse this trend and build an enduring base for the

development of players into the future.

Club Health

Whilst it is convenient to say that most of our clubs are in good health, I have no doubt I will be quickly reminded of the burden placed on volunteers. We have a changing landscape where people appear to have more on their plate and less time to give to a single endeavour. Increasingly too much work is falling at the feet of too few and this is placing an unrealistic burden on the stalwarts of our clubs. We need to work with clubs to look at new and innovative ways to ease this burden.

There is also a shift in player attitudes, with many simply playing their match and then heading home, rather than spending time at the club after training or a game. This is impacting on overall culture as well as revenue opportunities. Again, this subject was the focus of our Club Engagement meetings.



The meetings we conducted gave us a chance to understand the key issues in clubland and whilst the League does not have the answers to everything, it is clear that there are a number of initiatives that we can pursue to either reduce the workload for clubs or the cost of participation.

As we approached the end of the financial year, we still have a number of clubs who have not fully finalised their accounts with the League for 2018. The Board have a stated priority that clubs will be financial prior to the commencement of the 2019 season and this will be a focus of the administration over the coming few months. It is all part of making sure that everyone is competing on an equal footing.

Partnerships

The League has once again focussed on important community initiatives principally relating to mental health and the support of the clubs in spreading this important message has been very much appreciated. In particular, we would like to acknowledge John Burke from the Black Rock Football Netball Club for his efforts in promoting an important message across many clubs and players, with his "Who's Your Wingman" initiative. We are also very grateful to the Mordialloc Football Netball Club for the work they did in support of this year's Pride Cup match.

The League has continued its association with some wonderful existing partners in 2018. Our partners are very important to the League and we sincerely thank

them all for their support, particularly our major partners in Beiersdorf, Blackchrome, Leader Newspapers and Sandown Greyhound Racing Club.

Facilities

2018 was a landmark season in the facilities space. AFL Victoria, in partnership with SFNL, SMJFL and VAFA, developed the Melbourne South Football Facilities Strategy. We participated in the launch of the document, which provides a fantastic resource for clubs wishing to improve their facilities as well as informing governments at all levels of the important needs of community football.

The facility strategy provides clear recommendations for the development of Australian Rules football facilities across the region, including an understanding of current and future demand, recommendations for new facilities and increasing the effective use of existing facilities.

Competition Growth

Competition growth continues to be extremely solid, particularly with the increase in women's football and the continued increase up to 91 netball teams. The important factor in continuing to make the SFNL a destination league is to ensure that there is a high level of discipline on and off the field. The second half of our season was marred by abandoned matches and unsavoury incidents, including several with spectators involved. There is no doubt this is out of character for the League and it is

important that there is significantly improved behaviour in 2019.

Representative Football

Representative sport continues to be something the SFNL is very passionate about. We took victory in Senior Football interleague clash against North Central Football League at Boort and were unlucky to lose our Under 19 and Senior Netball matches on the same day. The experience was outstanding and there is genuine enthusiasm to continue to compete against other leagues and represent the SFNL in a similar style.

Thank you

As you will know, I have decided to retire from full-time employment following just one season with the SFNL. I must say the highlight was the many fantastic people I met during my short time with the League. I would like to pass on my sincere personal thanks to Marc Gauci for his dedication, attention to detail and total support. Also, to Garry Cranny for his faultless advice and endless assistance. To the Board Members, I also say thanks for the time you give up in a voluntary capacity to ensure that the League has a positive strategic direction.

I would especially like to thank the staff at Keys Road for the extraordinary effort they put in to ensure that the competitions functioned smoothly, and community sport had the opportunity to flourish.

To all club presidents and their committees, including the Umpires Association, I thank you for your continued partnership approach with the SFNL.

To all the 2018 football and netball premiers and individual award recipients, on behalf of the entire SFNL we extend our congratulations to you all. Thank you to all clubs for yet another wonderful football and netball season and we wish you all the very best again in 2019.

Michael Palmer
Chief Executive Officer
Southern Football Netball League



FOOTBALL OPERATIONS REPORT



DAVID JENNINGS

GENERAL MANAGER - OPERATIONS

It is incredible how 25 weeks of football can quickly come and go. This year the League faced a challenging season both on field and off with a number of distracting incidents taking place. The League is only as strong as our clubs and more effort than ever was required this year to steady the ship. I commend the Board for their pragmatic approach in dealing with the issues and the response from Member Clubs in the spirit of community sport was outstanding.

It is important, however, to not lose focus on what makes football enjoyable to participate and be involved in by highlighting the success and achievements of this year. The SFNL welcomed two new clubs to the League in Hampton Park Football Netball Club and Frankston Dolphins Football Netball Club, as well as the return of the Cerberus Football Club to divisional football for the 2018 season. The League moved into a new era of football by expanding to four divisions, which provided more clubs and teams the opportunity to play finals.

It would be remiss of me to not to acknowledge the incredible volunteer workforce that continue to drive our League and clubs forward. Your demonstrated commitment and effort that ensures each year is a continued success is truly appreciated.

Competition Growth

Growth in any organisation is exciting and in 2018 the SFNL provided the opportunity for 4,660 registered participants to play in organised community football. Overall team numbers in football grew by 7% this year and now sits at 107 teams across 36 Member Clubs. As outlined below, the League has enjoyed continual growth over the past 10 years, and with the second season and two divisions of women's football this year, we expect this growth to continue.

Women's Football

The SFNL continued to enjoy the growth of women's football, with 706 female participants taking part in the 2018 season - up from 450 in 2017, representing a 57% growth in total female participation. 17 teams from 16 Member Clubs competed in two divisions for top honours, in which Murrumbeena and Clayton prevailed.

I would like to thank SFNL Project Officer, Chylae Kurdas, for her support of SFNL women's football and to contributing to the ongoing strategic and cultural development of teams in preparation for the 2018 season.

Player Points

The 2018 season marked the third year of the state-wide Community

Club Sustainability Program (CCSP) and Player Points System (PPS) for all senior grade competitions. Each senior player is allocated a points value between one and six which is determined by the level of football that player has played over the current and previous three seasons. Each senior team in the SFNL was allocated a maximum points cap of 47 per match for the season. The below table outlined the averages for all senior teams by division in 2018.

Tribunal

In 2018 the SFNL Independent Tribunal was chaired by Sam Hatzi, who was ably supported by eight panel members and one independent investigator over the course of the season. The SFNL have taken the step of appointing a League Investigation Officer who has senior experience within the legal sector and sport. The Southern Football Netball League would like to thank the entire team for their commitment and dedication to what is a challenging task.

- 69 players were reported during the 2018 SFNL season (whether by umpire or via investigation);
- 31 players accepted set penalties;
- 38 cases were brought before the Independent Tribunal;

- Of the 38 cases, 33 were found guilty by the Independent Tribunal; and
- 5 players were found not guilty by the Independent Tribunal.

Representative Football

The SFNL entered the 2018 Worksafe AFL Victoria Community Championships confident of improving our ranking. In May, we travelled to Boort to compete in representative matches against North Central Football League in Senior and Under 19 Football.

The Senior Football Interleague team defeated North Central in a thrilling contest by nine points. The win is the SFNL's third in succession, and sees the League move up in the official AFL Victoria Championship rankings to 20th.

The success of the program would not have been possible without the coaching team and support staff. We would like to thank Senior Coach Ben Lockwood, Assistant Coaches Kris Thompson, Brad Canavan, Dean Jones and Ryan Fishlock, Chairperson of Selectors Wayne Fuller and trainers Donna Stevens, Renee Gallagher and Scott Hunter for their services and commitment to the SFNL Interleague program.

The Under 19 Football Interleague team were defeated by North Central in a spirited match by 8 points. The boys played very well having travelled for the first time as a unit and can be very proud of their efforts. Head Coach James Cullen took the reins for the first time and implemented a very professional program. James was supported by Wayne Herbstreit and I thank them both for their insight and commend them on a fantastic program.

A special thank you to North Central General Manager Lance Standfield and the broader North Central Football League for their gracious hospitality in hosting the SFNL.

We look forward to seeing what the 2019 program has in store as we head back to the redeveloped facilities at Linton Street. Thank you to all Member Clubs for buying in and continuing to support the concept.

Finals

September is the most exciting time to be a part of our great game - the finals. The pleasing thing to highlight here is that 29 out of 36 Member Clubs competed in finals from six divisions

2018 SFNL Total Team Points Average					
Competition	Competition PPA Average	Club	Lowest PPA	Highest PPA	PPA Average
Division 1	40.6	Bentleigh	38	47	43.5
		Chelsea Heights	34	39	35.8
		Cheltenham	31	42	36.2
		Dingley	32	40	34.5
		East Malvern	39	51	46.6
		Mordialloc	37	46	42.7
		Oakleigh District	37	47	40.2
		Port Melbourne Colts	40	47	44.8
		St Kilda City	43	50	46.8
		St Pauls	30	39	34.6
Division 2	37.6	Caulfield	35	47	41.1
		Clayton	30	43	37.7
		Doveton Eagles	38	47	44.4
		East Brighton	36	47	40
		Hampton	35	43	39.4
		Highett	32	43	39.2
		Keysborough	35	44	38.9
		Mount Waverley	23	37	29.6
		Murrumbeena	32	45	38.6
		Skye	24	30	27.5
Division 3	35.9	Ashwood	36	44	38.7
		Black Rock	35	41	38.3
		Endeavour Hills	30	39	34.3
		Hallam	22	28	25.9
		Hampton Park	39	46	43
		Heatherston	34	44	38.1
		South Yarra	23	30	27.7
		Springvale Districts	39	47	43.2
Division 4	35.5	Carrum Patterson Lakes	30	37	32.4
		Cerberus	32	42	37.7
		Dandenong	30	39	34.8
		Frankston Dolphins	40	47	44.2
		Lyndale	30	42	37.7
		Lyndhurst	26	31	28.1
		Moorabbin	35	47	41.7
		Sandown	27	40	31.2
League PPA Average			37.6		

and 12 grades. 61 matches were played at six host club venues over the six weeks of finals.

A tremendous amount of detail and preparation goes into delivering a successful final series. On behalf of the League, I would like to thank the following host clubs and volunteers that worked tirelessly over the course of the finals:

- **Cheltenham Football Netball Club**
- **Clayton Football Netball Club**
- **Doveton Eagles Football Club**
- **Heatherston Football Netball Club**
- **Keysborough Football Netball Club**
- **Springvale Districts Football Club**

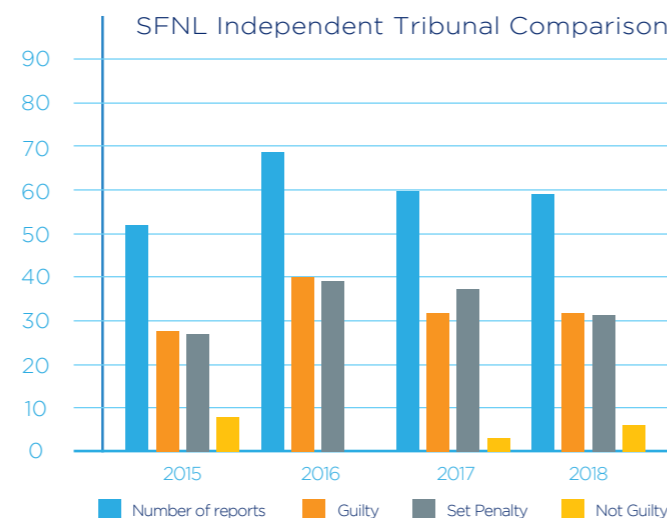
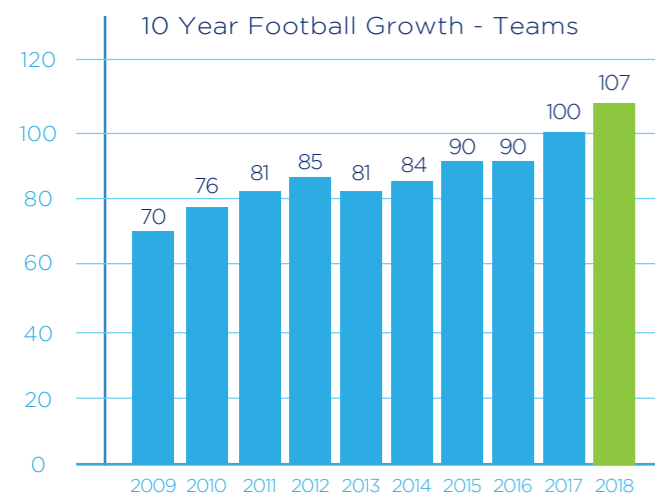
Congratulations to Fred Hargrave and Emrys Lloyd-Griffiths of the Murrumbeena Football Netball Club for achieving back-to-back SFNL Women's premierships. A truly outstanding

effort by the ladies. By extension, congratulations to all clubs that were ultimately successful in 2018.

I would like to thank the Board for their support during my role as Acting CEO. To the SFNL team and my colleagues Michael Palmer, Matthew Grimwood, Will Hunter, Jess Jones, Jenny Mouat, Jennifer Blackman, Lincoln Edmunds, Renee Reichelt and Sharnee Elkington, congratulations on another successful year with many milestones and achievements to be proud of. I would also like to extend a warm welcome to Lee Hartman as the new CEO of the League.

To all the committees and wonderful volunteers who contribute so much to clubland, our competition and wider community, thank you for your unwavering support this year. I look forward to an exciting 2019.

David Jennings
General Manager - Operations
Southern Football Netball League





NETBALL REPORT

MATT GRIMWOOD

ADMINISTRATION AND NETBALL OFFICER

On and off the court, the 2018 netball year proved to be another success for the Southern Football Netball League. This success was marked by the League experiencing a substantial growth in teams and again reaching record numbers. The 2018 season saw 91 teams take the court (up from 81 teams in 2017), which prompted an expansion to nine senior divisions for the first time.

26 of the SFNL's 36 Member Clubs were represented on the courts and we expect this to grow again in 2019. As our netball competition continues to expand, I would like to personally welcome Hampton Park, who took to the court for the first time in 2018, and Springvale Districts, who re-entered the netball competition for

the first time since 2016.

In line with the AFL Victoria Community Championships, one SFNL Netball Interleague team (A-Grade) ventured to Boort Park, Boort, to compete against a strong North Central Netball Association. The team was made up of six of our eight Division 1 clubs and we thank all of them for their continued support of the program.

Unfortunately, after a hard-fought game for the result did not go our way, but the team should be extremely proud of their efforts. Special mention must go to our Captain Tiffany McConnell (Caulfield), Vice Captain Lucy McKeown (Mordialloc) and Best on Court player Domica Wescombe

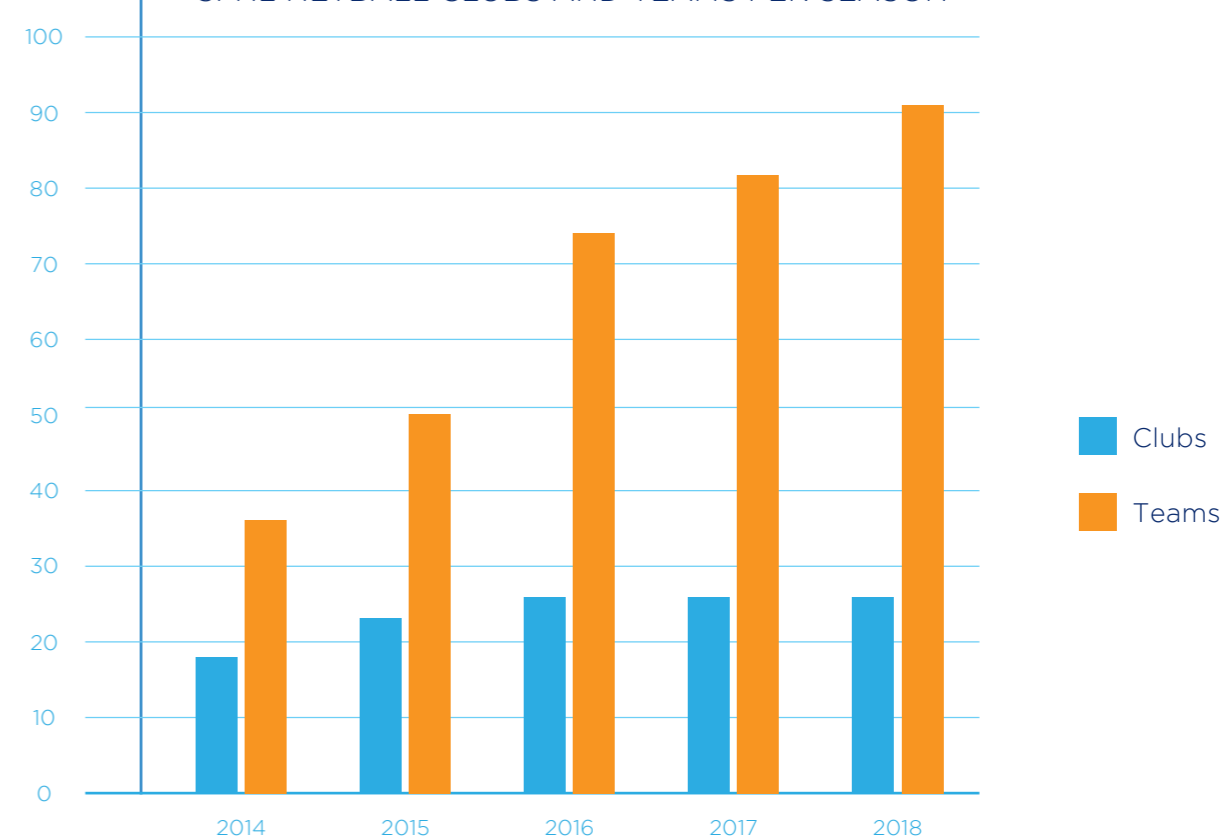
(Caulfield).

We must also acknowledge the work of the program's head coach Melodie Aitken who was assisted by Hugh Maclean and Mandi Hall. The trio all brought a high level of experience and professionalism to the representative program, something which we will be building on again for 2019.

For the second season, the SFNL hosted the Women's Finals Series Breakfast which included special guest Renae Ingles (Melbourne Vixens and Australian Diamonds netballer). At the event, the Netball Division 1 Team of the Year was announced, and awards presented to all the selected players in attendance. Special mention must go to our



SFNL NETBALL CLUBS AND TEAMS PER SEASON



Team of the Year Captain Sophie O'Shea (Caulfield) and Coach Sophie Durnan (Mordialloc). Again, we must thank the work of Melodie Aitken and Hugh Maclean who expertly put the team together.

Competition was once again strong across all divisions and one of the most pleasing parts of the season was that 19 out of the 26 netball clubs experienced a taste of finals netball. As a result of this, we had over 1,000 people attend the Rowan Road courts over the course of the Grand Final day to experience some of the best matches of the SFNL season. In terms of results, we had eight different clubs experience premiership success, and for the first time ever the Division 1 decider did not feature either Dingley or Heatherton. The premiers for 2018 were; Lyndhurst (Division 9), Hallam Yellow (Division 8), Hampton (Division 7), Mordialloc Red (Division 6), East Brighton (Division 5),

Murrumbeena (Division 4), Dingley (Division 3), Cheltenham (Division 2) and Mordialloc (Division 1). From a media perspective, the Division 1-3 Grand Finals were all filmed, while the Division 1 and Division 2 games were again called live on 88.3 Southern FM. We must thank the entire media team for their tireless efforts not just on Grand Final day, but throughout the entire season bringing listeners and readers the very best coverage of SFNL Netball.

The League's Presentation Night again recognised the achievements of the netballers with the Leading Goal Shooter Awards, Best & Fairest Awards and the presentation of each premiership pennant.

The SFNL administration would like to acknowledge the Springvale & District Netball Association for their continued support of the netball program. Special mention must go to SDNA President Julie Pool, Umpire Manager Kim Pentreath, Umpire

Administrator Jenny Thomas, Court Supervisor Lyn Wilkosz and the entire SDNA team for the support provided behind the scenes at the Rowan Road Netball Complex on game days. The competition continues to flourish with their ongoing support.

I would also like to acknowledge the work of Jennifer Blackman who assisted the SFNL team with the running of the Netball Operations during 2018 as a part of her university studies.

Finally, I would like to acknowledge all those people who worked either in a club committee position or in any volunteering role at clubland in 2018 and would like to thank you all for your ongoing support. Enjoy the off-season and we'll see you all in 2019!

Matt Grimwood
Administration and Netball Officer
Southern Football Netball League

MEDIA REPORT



WILL HUNTER

MEDIA OFFICER

As the SFNL football and netball continues to develop and expand, so too does the League's media coverage in terms of output and professionalism. And while season 2018 was largely a year of consolidation on the media front following several years of unprecedented growth, the League still implemented several new technologies and innovations to further connect with SFNL stakeholders.

WEBSITE

Following 18 months of development, the SFNL launched its long-awaited new-look website in June. Featuring a fresh, striking new design and increased functionality and customisation, the new site is not only a welcome improvement on its predecessor, which was launched in 2013, but also provides plenty of opportunities for commercialisation and partner integration.

The changes are more than just cosmetic, with the biggest upgrade being the optimisation of content for viewing mobile devices to keep up with technological trends and user behaviours. With the vast majority of website traffic now coming via smartphones, the new site was designed to make web pages much clearer to read and easier to navigate

on smaller screens, therefore providing a much more user-friendly experience for smartphone and tablet users.

SFNL TEAM APP

Another innovation was the launch of the SFNL Team App in April, which provided a simple communication platform to connect with SFNL stakeholders and a one-stop shop for a wide range of League information and media content.

The easy-to-use app places competition information such as fixtures, ladders, results and live scores (via SFNL Live) at the fingertips of registered users through the Team App dashboard, while also providing a platform to read digital editions of the SFNL Record, listen to SFNL radio podcasts and connect to the League's social media channels.

In addition, the app had the capability to list upcoming League events, take payments for ticket sales online and send alerts and notifications to groups of users for news stories, event reminders and general League correspondence, making it a versatile communication tool for the SFNL.

The SFNL Team App proved a success in its first year, with more than 4100 registered users as of November

1. As the app continues to develop technologically, we expect that number to rise next season.

SOCIAL MEDIA

Social media continues to be the number one platform for the SFNL to engage with stakeholders and the wider community, and pleasingly it is within this area in which the League continues to enjoy sustained growth.

Regular video content continues to be a priority, with SFNL TV again proving a popular online series. Shorter in length than in previous years, the focus in 2018 was shifted more onto match highlights and post-match wrap ups. The visual medium was again successfully used to promote League themed rounds and events, while Media Day videos such as The Awkward Bounce continue to engage with SFNL players and supporters.

Facebook and Instagram stories were also used frequently to great effect on match day throughout the 2018 season. Featuring viewer polls, score updates and behind-the-scenes footage, these stories not only proved to be a useful tool to engage with fans and add to the match day experience, but also helped grow the League's following on both of these social media networks.

While SFNL Media strives to regularly produce new and engaging digital content, the dynamic nature of social media means that the League must continue to embrace fresh ideas and technologies and stay on top of current social trends in order to continue to boost its online following and stakeholder engagement.

Social Media Statistics

Facebook: 7089 likes (+885 since November 2017)

Twitter: 1659 followers (+114)

Instagram: 1638 followers (+384)

*Statistics as at November 1, 2018



RADIO

The SFNL Match of the Day team did another brilliant job bringing listeners the very best coverage of SFNL Senior Men's football in 2018, as well as perpetuating the commitment to coverage of female sport through live commentary of women's football and netball matches. With more women's football being played on Sundays, this presents us with additional broadcast opportunities to both increase listenership within the female demographic and further promote the burgeoning SFNL Women's competitions.

But it is our Sunday morning radio programs that continue to provide the most engagement with SFNL pundits, with weekly podcasts of The 5th Quarter and Nothing But Net rating highly, aided by constant promotion on social media and the SFNL website. We will also look to explore other ideas and initiatives to further develop the format of these radio products in 2019, including possible integration with our digital platforms to capitalise on our growing online audience.

Another successful development was the purchasing of an additional half-hour of Southern FM air time on Sunday morning. This was subsequently used to extend the duration of both programs by 15 minutes each to cater

with the expansion of our senior football (both men's and women's) and netball competitions and ensure adequate coverage.

A big thank you to Cameron Heyde, Mark Seymour and the team at Southern FM for their cooperation through what has been a challenging 2018, and we look forward to further strengthening our relationship next year and beyond.

RECORD

The SFNL Record continues to occupy a sentimental place in the hearts of traditional footy followers, however, the current media landscape has meant that it is no longer an integral part of the match day experience. Interest in the tangible publication is on the decline, and the ability to view the SFNL Record online has diminished the capacity of clubs to turn a profit from publication sales at home games, meaning some view it as an additional financial burden.

There is perhaps still merit to the SFNL Record from a League point of view, but the challenge remains keeping the publication relevant in the current move towards digital media consumption.

THANKS

The League cannot continue to

produce engaging media content across all platforms without the support of its dedicated and ever-growing team of volunteers and media personnel and I would like to take this opportunity to recognise their outstanding contributions in 2018.

Firstly, to our SFNL Media Intern Lincoln Edmunds, you've been a tremendous asset to the SFNL office team in 2018 and we greatly appreciate all of your efforts across a number of different media platforms. It's been an absolute pleasure having you on board.

To our team of journalists, radio broadcasters, photographers, and videographers, thank you for your passion, commitment and expertise in bringing our readers, listeners and viewers the best possible coverage of SFNL football and netball.

And to all of the players, coaches, volunteers and administrators at club land, thank you for your commitment and cooperation throughout the season.

The SFNL Media team continues to raise the bar for community football and netball coverage and I look forward to working closely with you all again in 2019.

Will Hunter

Media Officer

Southern Football Netball League

UMPIRING DEPARTMENT REPORT



PETER MARSHALL

DIRECTOR OF UMPIRING

From an umpiring perspective, the 2018 season was interesting to say the least. At times it provided some challenging and surprising moments, and although we almost reached breaking point over some distasteful incidents, we just kept our heads down, bums up and ploughed through.

With the introduction of Division 4 and another a Women's Division we were always going to be stretched, however our group took up the challenge and I believe delivered.

For many, the season started way back in February when we were homeless for the first month and, like many clubs, it was a battle to be consistent in our training, learning and fitness programs. No doubt we were under the pump from the word go.

Come April our numbers were strong and the general enthusiasm and vibe in the group was at an all-time high and we got stuck into improving our umpiring performance. Meetings, classroom teaching and interactive skill drills on the ground were performed on a weekly basis as we look to improve all of our umpires, regardless of age and experience.

Special thanks to young gun Jake Rositani who took on the Fitness Coordinator role and did a great job both during the preseason and through the entire season proper.

The role of the umpire must be recognised and respected by the coaches, players, officials and spectators. The umpire has complete authority over players and coaches from the moment that he or she walks onto the football field, right until the game is over.

We need to remind everyone involved in our game of the consequences if you abuse an umpire. Over 2500 umpires in Victoria leave the game each year with 68% of those umpires citing 'abuse' as the main reason for giving it away. These actions can have a much greater impact than what you think, and we need to treat umpires with absolute respect, as much as we need also to command respect.

On a positive note, I want to outline some highlights and achievements of our year within the SFNL and the umpiring ranks.

Our People

The SFNL umpiring fraternity remains an inclusive group. We have umpires ranging from 14 to 76 years of age, many of them from diverse backgrounds and we have encouraged female participation in all disciplines of umpiring. Our umpires have travelled from Gippsland, Footscray, Peninsula and the CBD to umpire in the SFNL, so they are not just locals.

This year we adopted an AFL Umpiring Ambassador in Luke Walker to mentor 25 participants in the SFNL young gun program. Luke is a seven-time AFL Grand Final Goal Umpire and twice All-Australian and has also umpired all season in the field with the SFNL.

Nearly the entire SMJFL Coaching group is comprised of SFNL umpires who give up their time on a Sunday to develop young talent. Well done to Cam Watts, Glen Emery, Nick Bergman and their team.

All our umpire coaches are fully accredited, with three of our coaches at the elite level. Several of them are involved at state league level and are keeping up with the modern trends, which was commented on by AFL umpire Rob O'Gorman during the finals when observing the 'Mates Program' participants.

Many thanks to the coaching team: John Auditore, Craig Davenport and Pete Bailey with their assistants, Harry Stamos, Brett Chard, David Smith, Mitch Lea, Brett McGeorge, Jeff Mark and Robin Epstein. I'd also like to acknowledge John's great work in getting everyone accredited through observation from our match day people, and our group completed our accreditation ahead of every other umpiring group in Victoria.

Also special thanks to Melissa Bailey who did the video with Pete, and to Nat for keeping us on the park.

To the Umpires Association, led by Alan Manning and Rodd Johnson, many thanks for their wonderful efforts to ensure things ran smoothly at tribunals, after training gatherings, clothing (the Association secured Icon as our new off-field apparel partner) and looking after our umpires' well-being. Thanks also to Pete Martin for his ongoing contribution.

The Numbers

We had a total of 342 registered SFNL umpires in 2018, which is up on last year's figure of 312. This has allowed the 'three field umpire system' to become the norm rather than the exception, and the SFNL now has the most three-umpire matches of any community football league in the country. Many of these games featured three boundary umpires also.

Our umpire group have supplied full panels in 95% of the games over the last three seasons (including women's games) and there has never been a league match that has not been umpired by an official SFNL umpire. Over 480 appointments were made during the SFNL Final Series.

Our umpires have been wired up in games with direct communication to their coaches, another initiative not done elsewhere at community level.

Field

- 132 field umpires used in 2018 (up from 124 in 2017)
- 27 new recruits
- 87 umpired senior football, including 32 debutants
- 38 umpired Division 1 football

Boundary

- 141 boundary umpires used in 2018 (up from 122 in 2017)
- 56 new recruits
- 78 umpired senior football, including 33 debutants
- 40 umpired Division 1 football

Goal

- 69 goal umpires used in 2018 (up from 66 in 2017)
- 18 new recruits
- 52 umpired senior football, including 14 debutants
- 26 umpired Division 1 football

The Pathway and Representation of the SFNL

The SFNL currently have 14 umpires officiating in the state leagues while another seven umpires are rookie listed at the VFL. A further eight umpires will be nominated to trial in 2019. The SFNL Director of Umpiring (ex-AFL) is also a match day coach with the VFL and is tuned in to the modern-day program of educating young umpires.

The SFNL had more umpires represented in the AFL Victoria Community Championships than any other body (16 umpires), and two of these umpires (Tane Abbott and Jack Cannon) were selected as senior field umpires for the AFL Victoria Community Cup match between Vic Country and Vic Metro in Ballarat in July. The SFNL also supplied umpires to the Under 16 Metro Championships during the April school holidays and continue to supply umpires to the Herald Sun Shield school games.

Three young SFNL field umpires were involved in the AFL Mentor Program and the League had a visit from the AFL umpires during the year. In turn, we sent some of our umpires to AFL training (likewise with the VFL panel) to give them some experience within an elite environment.

The SFNL umpires were the first community umpire group in Australia to bring interstate umpires (Tasmanian State League) to Melbourne for a week in July, which included umpiring SFNL Division 1 Senior football.

The SFNL continues to use the SMJFL as a recruiting ground and have the majority of the youngsters officiating within the SFNL, in conjunction with the VAFA through a share arrangement.

The coaching group has an obligation to help and improve every umpire and is committed to nurturing, developing and identifying young talent to give them the best opportunity to strive for

higher levels. For us, that is one of the highlights of our job and season's work.

An enormous amount of work goes into the continual development of the umpires in our League, and in turn the standard they hold themselves too. The SFNL has set the benchmark in many areas, which is a testament to the girls and guys within the SFNL umpiring fraternity. I hope you have all enjoyed umpiring and gained some new friends and new skills. Most importantly, I hope that you have gained satisfaction from knowing that we got the job done.

All we should expect is respect and the opportunity to go about our job on game day within a safe environment and ensure that the game is played fairly and within the rules.

Many thanks for your commitment in season 2018.

Finals

As I have said before, the one constant in finals is that we are always there; we make the finals every year, we still don't win a flag or drink out of the cup (maybe some do!), but the satisfaction we get knowing we have played our role in putting on a good show and ensuring the right team wins is enough.

Over 480 appointments were made during the finals series, with 180 of them in one weekend alone (week 2). In addition, 98 umpires were given the opportunity to officiate in a Grand Final.

Attitude, teamwork and knowledge of the rules goes to making our finals successful, and it was pleasing to see only four reports over 61 games of football during the SFNL finals.

We adopted a little mantra for the finals:

- Stay calm
- Take control
- Think it through
- Get it right

The clubs should be congratulated on their display of good sportsmanship over the finals series and it demonstrates it can be achieved.

In closing, I wish to acknowledge Marc, Garry, Mike, David, Matt and Will from the SFNL and thank them for their support and efforts throughout the season. Thanks also to AFL Victoria Umpiring Development Officer

Neville Nash; Neville's guidance and support during the season was very much appreciated and his passion for umpiring is unchallenged.

As the 2018 year draws to a close - my third season in the SFNL - I wish to reflect on the many good people I've met within the SFNL community, and I was very humbled to receive the Chairman's Award at Presentation Night. Might I add, the clubs must allow the Board and office to make decisions and support them for the League to grow and prosper.

The umpiring group I believe is in very good shape and again with support and understanding from the football world it will continue to deliver in numbers and performance.

Yours in football,

Peter Marshall

*Director of Umpiring
Southern Football Netball League*



INTERLEAGUE REPORT

The 2018 AFL Victoria Community Championships again gave the SFNL's best footballers and netballers the opportunity to showcase their talents at interleague level. This year, the SFNL faced a road trip to Boort in May to face the North Central Football League in Senior and Under 19 Football and Senior Netball representative matches.

SENIOR FOOTBALL

Southern claimed its third consecutive senior interleague title after seeing off a spirited fightback from North Central FL to run out winners by nine points in an entertaining clash at Boort Park.

It was an enthralling, free-flowing contest from start to finish, with Southern leading from go to woah, despite North Central rallying late to ensure a thrilling finish.

The visitors grabbed the early ascendancy, booting seven of the first eight goals of the match, five of which came in a dominant opening term. North Central awoke halfway through the second term and began to capitalise on Southern skill errors, and the resulting five goals in 15 minutes helped them get back into the contest.

The third term was a bit of a grind with the defensive pressure lifting on both sides, but Southern broke through with two majors late in time on to push out to a 21-point advantage at the final change.

But the hosts weren't done and booted the first three goals of the last quarter to get back within one point at the 10-minute mark and send a scare through the Southern camp.

With the challenge laid down by the fast finishing North Central, Southern found another level. The industrious Luke Duffy slotted his second major of the day in the shadows of time on before Jordy Peryman ran into an open goal two minutes later to seal a memorable victory.

East Malvern ruckman Chris Carey was tremendous all day for the winners, working hard both in the air and around the ground to be a deserved winner of the Best on Ground medal.

Cheltenham spearhead Josh Fox staked his claims for the medal with a brilliant five-goal haul, while Dingley speedster Lucas Walmsley was a prolific ball winner. Fellow Dingo Jackson Peet, Panthers star Luke Duffy and Mordialloc veteran Clint Proctor also had a profound impact on the result.

UNDER 19 FOOTBALL

Earlier, the Southern Under 19s succumbed to a late push by North Central, going down by eight points in a nail-biting curtain raiser.

There was little separating the two sides from much of the opening half, with North Central holding a three-point lead at the long break.

Southern managed to gain the ascendancy in the third term, booting three unanswered goals to take a 15-point lead into the final stanza.

But with their backs to the wall, North Central came out all guns blazing, booting 3.5 to 0.0 - including two goals in the final three minutes of the match - to steal victory at the 11th hour.

Oakleigh District's Gianluca Capiello was an obvious winner of the Best on Ground medal with the hard-running midfielder showing his opponents a clean pair of heels all afternoon.

Dingley ruckman Josh Hicks also stood out, while fellow Dingo Taj Lewis and Parkmore / Springvale Districts Alan Suna were terrific in defence. Skipper Jacob Bakes was also among the better players.

NETBALL

It was another disappointing result for our netballers who, despite a competitive performance, went down to

the North Central FL 45-35.

The first quarter was an even affair: Southern on the scoreboard first, North Central replying. The cut and thrust continued until North Central got the first small break in the middle of the quarter.

Southern restored parity late in the quarter, but North Central proceeded to net the last four goals of the term to go to the first break 13-9 to the good.

Southern's best spell of the match came early in the second quarter, and with Domica Wescombe running riot at wing attack, the visitors scored the first 10 goals of the term to thrill the small but enthusiastic travelling support.

North Central steadied to a degree in the latter part of the quarter, but it was the South that went to oranges with a 21-17 advantage.

The third term was decisive for North Central as the host immediately began to run harder than they had in the quarter before and caught Southern unawares. They took the momentum back from the start and created enough chances to go to the last change ahead by 30-26.

The South had their moments in the last, were never able to wrest back the momentum. In the end the North Central shooters were too adept for the South to hold them to a losing total.

A late flurry from the Northerners gave the scoreboard a look that belied the efforts that Southern gave to this fixture, a final result of 45-35 not being reflective of the overall pattern of play.

Make no mistake about it; the girls from the South matched North Central in most facets of the game. Domica Wescombe was rightly adjudged our best player on the day, but all who donned the white, red and blue can hold their heads high.

Senior Football	Q1	Q2	Q3	Q4
Southern FNL	5.2-32	8.3-51	11.4-70	13.6-84
North Central FL	1.2-8	6.2-38	8.3-51	12.3-75

Under 19 Football	Q1	Q2	Q3	Q4
North Central FL	2.1-13	5.3-33	5.4-34	8.9-57
Southern FNL	3.0-18	5.0-30	8.1-49	8.1-49

Senior Netball	Q1	Q2	Q3	Q4
North Central FL	13	17	30	45
Southern FNL	9	21	26	35

SENIOR FOOTBALL

Best on Ground Medal: Chris Carey (East Malvern)

Goals: Josh Fox 5, Jordan Peryman 2, Clint Proctor 2, Luke Duffy 2, Danny Ades, Lucas Walmsley

Best: Chris Carey, Lucas Walmsley, Josh Fox, Clint Proctor, Jackson Peet, Luke Duffy

UNDER 19 FOOTBALL

Best on Ground Medal: Gianluca Capiello (Oakleigh District)

Goals: Devlin Danckert 2, Jack Farrington 2, Jackson Byrnes, Alec Stroumpas, Cody Cochrane, Lachlan Milne

Best: Gianluca Capiello, Alan Suna, Joshua Hicks, Taj Lewis, Jackson Byrnes, Jacob Bakes

SENIOR NETBALL

Best on Court: Domica Wescombe (Caulfield)



2018 INTERLEAGUE

SENIOR FOOTBALL



2018 INTERLEAGUE

UNDER 19 FOOTBALL



2018 INTERLEAGUE

SENIOR NETBALL

2018 FOOTBALL GRAND FINAL WINNERS



DIVISION 1 SENIOR

	Q1	Q2	Q3	Q4
St Pauls	2.3-15	4.5-29	7.7-49	11.10-76
East Malvern	3.0-18	3.1-19	4.5-29	5.8-38

Meneilly Medallist: Connor Byrne (St Pauls)



BENDIGO BANK DINGLEY VILLAGE DIVISION 2 SENIOR

	Q1	Q2	Q3	Q4
Doveton Eagles	1.4-10	3.10-28	4.13-37	4.16-40
Highett	2.13-25	2.16-28	3.20-38	7.22-64

Meneilly Medallist: Tom Brown (Highett)



BENDIGO BANK DINGLEY VILLAGE DIVISION 3 SENIOR

	Q1	Q2	Q3	Q4
Springvale Districts	2.5-17	5.7-37	7.7-49	11.10-76
Endeavour Hills	1.3-9	4.6-30	4.8-32	5.9-39

Meneilly Medallist: Todd Wills (Springvale Districts)



OPTIONS CONSULTING GROUP DIVISION 4 SENIOR

	Q1	Q2	Q3	Q4
Lyndhurst	0.1-1	2.3-15	4.4-28	8.6-54
Cerberus	3.2-20	4.6-30	7.9-51	12.14-86

Meneilly Medallist: Jimmy Miller (Cerberus)



DIVISION 1 RESERVE

	Q1	Q2	Q3	Q4
St Pauls	1.0-6	2.2-14	3.3-21	5.5-35
Port Melbourne Colts	2.2-14	7.4-46	9.9-63	11.10-76

Malcolm Medallist: Chris Wangman (Port Melbourne Colts)



DIVISION 2 RESERVE

	Q1	Q2	Q3	Q4
Doveton Eagles	3.1-19	5.2-32	7.4-46	11.10-76
Murrumbeena	0.1-1	4.1-25	6.2-38	8.4-52

Yeomans Medallist: Steven Stredwick (Doveton Eagles)



DIVISION 3 RESERVE

	Q1	Q2	Q3	Q4
Springvale Districts	2.2-14	4.2-26	9.5-59	10.5-65
Hampton Park	2.4-16	3.6-24	3.9-27	6.11-47

Le Lievre Medallist: Tyson Sparkes (Springvale Districts)



DIVISION 4 RESERVE

	Q1	Q2	Q3	Q4
Carrum Patterson Lakes	2.3-15	6.4-40	6.5-41	7.7-49
Frankston Dolphins	1.3-9	1.7-13	5.11-41	5.12-42

Best on Ground Medallist: Nicholas Gage (Carrum Patterson Lakes)

2018 FOOTBALL GRAND FINAL WINNERS



WOMEN'S DIVISION 1

	Q1	Q2	Q3	Q4
Murrumbeena	5.2-32	5.3-33	6.7-43	8.8-56
Endeavour Hills	1.1-7	3.3-21	3.3-21	6.5-41

Best on Ground Medallist: Shanae Carter (Murrumbeena)



WOMEN'S DIVISION 2

	Q1	Q2	Q3	Q4
Lyndhurst	0.0-0	2.0-12	4.1-25	5.2-32
Clayton	3.3-21	3.3-21	6.5-41	6.7-43

Best on Ground Medallist: Stephanie Sandoval (Clayton)



UNDER 19

	Q1	Q2	Q3	Q4
Dingley	6.1-37	6.2-38	9.8-62	10.8-68
St Kilda City	1.1-7	5.4-34	5.7-37	6.11-47

Barnes Medallist: Brody Stainer (Dingley)



THIRDS

	Q1	Q2	Q3	Q4
Cheltenham	3.3-21	4.4-28	7.7-49	12.9-81
Skye	1.3-9	1.5-11	3.6-24	5.9-39

Lloyd-Griffiths Medallist: Ryan Howells (Cheltenham)

2018 NETBALL GRAND FINAL WINNERS



Mordialloc	33
Caulfield	29

Best on Court:
Caity DeGaris (Mordialloc)



Cheltenham	44
Heatherton	33

Best on Court:
Sarah Matthews (Cheltenham)



St Kilda City	35
Dingley Gold	43

Best on Court:
Sarah Heenan (Dingley Gold)



Murrumbeena	41
Heatherton Black	36

Best on Court:
Dakota Thomson (Murrumbeena)



Lyndhurst	46
East Brighton	47

Best on Court:
Felicity Dawkins (East Brighton)



Mordialloc Red	49
Doveton Eagles	33

Best on Court:
Jerzie Vernall (Mordialloc Red)



Murrumbeena	26
Hampton	36

Best on Court:
Sophie Derwin (Hampton)



Hallam Red	31
Hallam Yellow	46

Best on Court:
Maeve D'Arcy (Hallam Yellow)

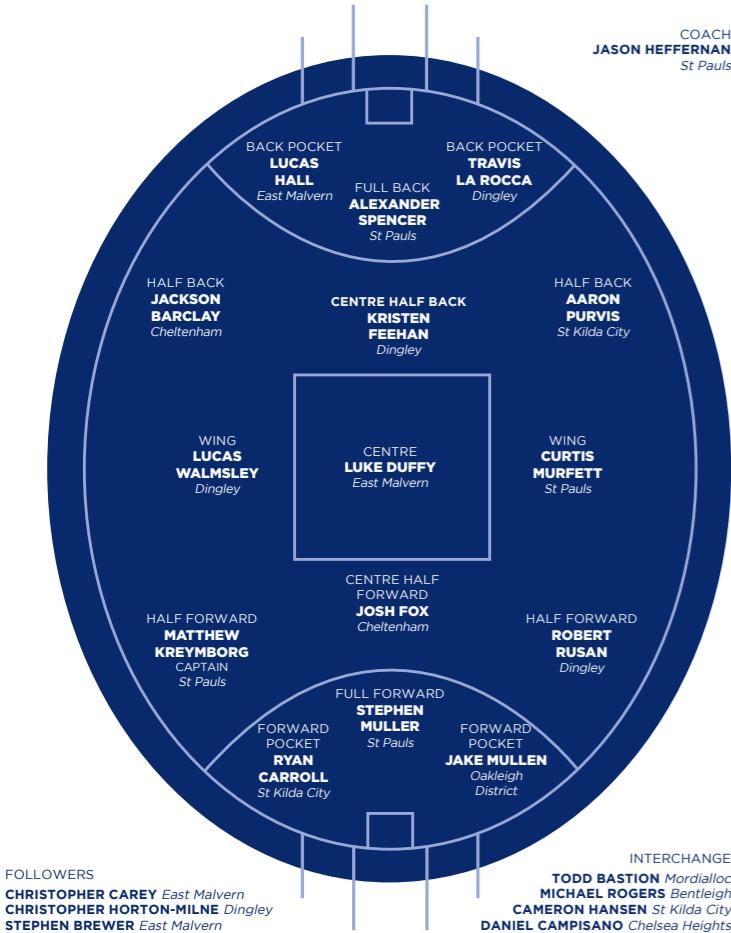


South Yarra	28
Lyndhurst	39

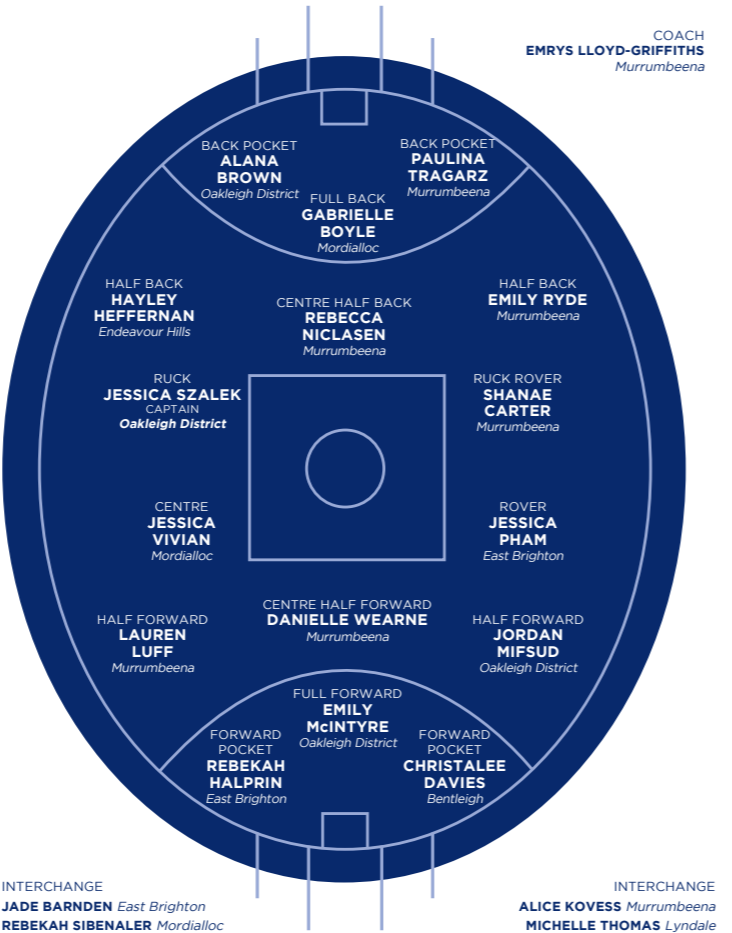
Best on Court:
Sharon Otai (Lyndhurst)



DIVISION 1 FOOTBALL



WOMEN'S DIVISION 1 FOOTBALL



DIVISION 1 NETBALL



DIVISION 1 SENIOR

	P	W	L	D	FF	For	Agst	%	PTS
St Pauls	18	15	3	0	0	1393	1021	136.43	60
East Malvern	18	12	6	0	0	1393	938	148.51	48
Mordialloc	18	12	6	0	0	1285	955	134.55	48
St Kilda City	18	11	7	0	0	1426	1019	139.94	44
Dingley	18	11	7	0	0	1405	1014	138.56	44
Bentleigh	18	9	9	0	0	1055	1027	102.73	36
Cheltenham	18	9	9	0	0	1123	1225	91.67	36
Oakleigh District	18	6	12	0	0	1104	1416	77.97	24
Port Melbourne Colts	18	3	15	0	0	983	1732	56.76	12
Chelsea Heights	18	2	16	0	0	827	1647	50.21	8

BENDIGO BANK DINGLEY VILLAGE DIVISION 2 SENIOR

	P	W	L	D	FF	For	Agst	%	PTS
Doveton Eagles	18	16	2	0	0	2285	1133	201.68	64
Murrumbeena	18	16	2	0	0	1769	1019	173.60	64
Highett	18	14	4	0	0	1613	1198	134.64	56
Keysborough	18	12	6	0	0	1597	1255	127.25	48
Caulfield	18	9	9	0	0	1235	1397	88.40	36
Hampton	18	8	10	0	0	1407	1512	93.06	32
East Brighton	18	7	11	0	0	1324	1293	102.40	28
Mount Waverley	18	5	13	0	0	1080	1802	59.93	20
Skye	18	3	15	0	0	969	1553	62.40	12
Clayton	18	0	18	0	0	758	1875	40.43	0

BENDIGO BANK DINGLEY VILLAGE DIVISION 3 SENIOR

	P	W	L	D	FF	For	Agst	%	PTS
Springvale Districts	18	16	2	0	0	1744	582	299.66	64
Hampton Park	18	16	2	0	0	1691	618	273.62	64
Endeavour Hills	18	13	5	0	0	1391	724	192.13	52
Ashwood	18	12	6	0	0	1310	940	139.36	48
Black Rock	18	7	11	0	0	1026	1347	76.17	28
Heatherton	18	6	12	0	0	1058	1481	71.44	24
South Yarra	18	2	16	0	0	718	1921	37.38	8
Hallam	18	0	18	0	0	612	1937	31.60	0

OPTIONS CONSULTING GROUP DIVISION 4 SENIOR

	P	W	L	D	FF	For	Agst	%	PTS
Carrum Patterson Lakes	18	15	3	0	0	1810	865	209.25	60
Lyndhurst	18	14	4	0	0	1338	744	179.84	56
Cerberus	17	12	5	0	1	1312	979	134.01	52
Frankston Dolphins	18	12	6	0	0	1635	922	177.33	48
Lyndale	15	6	9	0	0	1168	1348	86.65	24
Moorabbin	18	5	13	0	0	1192	1850	64.43	20
Dandenong	17	4	13	0	1	1090	1832	59.50	20
Sandown	17	1	16	0	0	769	1774	43.35	4

2018 FOOTBALL LADDERS AFTER ROUND 18

DIVISION 1 RESERVE

	<i>P</i>	<i>W</i>	<i>L</i>	<i>D</i>	<i>FF</i>	<i>For</i>	<i>Agst</i>	<i>%</i>	<i>PTS</i>
St Pauls	18	15	2	1	0	1750	636	275.16	62
Port Melbourne Colts	18	15	3	0	0	1427	861	165.74	60
Mordialloc	17	11	6	0	1	1382	837	165.11	48
Dingley	18	10	7	1	0	1188	881	134.85	42
Bentleigh	18	10	8	0	0	1139	1128	100.98	40
Cheltenham	18	9	9	0	0	1078	1013	106.42	36
East Malvern	18	8	10	0	0	907	1266	71.64	32
Oakleigh District	17	5	12	0	0	841	1414	59.48	20
St Kilda City	18	3	15	0	0	893	1706	52.34	12
Chelsea Heights	18	2	16	0	0	718	1581	45.41	8

DIVISION 2 RESERVE

	<i>P</i>	<i>W</i>	<i>L</i>	<i>D</i>	<i>FF</i>	<i>For</i>	<i>Agst</i>	<i>%</i>	<i>PTS</i>
Doveton Eagles	18	16	1	1	0	1949	569	342.53	66
Skye	18	15	3	0	0	1526	767	198.96	60
Murrumbeena	18	12	5	1	0	1616	735	219.86	50
Highett	18	12	6	0	0	1295	702	184.47	48
Hampton	18	11	7	0	0	1363	1092	124.82	44
Caulfield	18	10	8	0	0	1315	862	152.55	40
Keysborough	18	7	11	0	0	1147	1187	96.63	28
Clayton	18	3	15	0	0	526	1978	26.59	12
East Brighton	18	2	16	0	0	456	2031	22.45	8
Mount Waverley	18	1	17	0	0	575	1845	31.17	4

DIVISION 3 RESERVE

	<i>P</i>	<i>W</i>	<i>L</i>	<i>D</i>	<i>FF</i>	<i>For</i>	<i>Agst</i>	<i>%</i>	<i>PTS</i>
Springvale Districts	17	16	1	0	1	1748	507	344.77	68
Hampton Park	18	15	3	0	0	2153	466	462.02	60
Endeavour Hills	18	12	6	0	0	1401	779	179.85	48
Heatherton	18	10	8	0	0	1220	1011	120.67	40
Ashwood	18	9	9	0	0	1243	1092	113.83	36
Black Rock	18	6	12	0	0	1067	1255	85.02	24
South Yarra	18	3	15	0	0	673	1753	38.39	12
Hallam	17	0	17	0	0	235	2877	8.17	0

DIVISION 4 RESERVE

	<i>P</i>	<i>W</i>	<i>L</i>	<i>D</i>	<i>B</i>	<i>For</i>	<i>Agst</i>	<i>%</i>	<i>PTS</i>	<i>BAP</i>
Lyndhurst	16	15	1	0	2	1319	463	284.88	60	67.5
Carrum Patterson Lakes	15	12	3	0	3	1308	488	268.03	48	57.6
Frankston Dolphins	15	10	5	0	3	1383	657	210.50	40	48
Sandown	16	7	8	1	2	1066	820	130.00	30	33.75
Moorabbin	15	6	8	1	3	996	844	118.01	26	31.2
Lyndale	15	2	13	0	3	689	1193	57.75	8	9.6
Dandenong	16	1	15	0	2	198	2494	7.94	4	4.5

WOMEN'S DIVISION 1

	<i>P</i>	<i>W</i>	<i>L</i>	<i>D</i>	<i>FF</i>	<i>For</i>	<i>Agst</i>	<i>%</i>	<i>PTS</i>
Murrumbeena	13	13	0	0	1	1634	95	1720	56
Oakleigh District	14	10	4	0	0	883	427	206.79	40
East Brighton	13	8	5	0	1	736	417	176.50	36
Mordialloc	13	6	7	0	1	606	631	96.04	28
Endeavour Hills	14	7	7	0	0	536	697	76.90	28
Bentleigh	13	5	8	0	1	628	746	84.18	24
Lyndale	13	4	9	0	0	252	824	30.58	16
Highett	10	0	10	0	0	108	1342	8.05	0

WOMEN'S DIVISION 2

	<i>P</i>	<i>W</i>	<i>L</i>	<i>D</i>	<i>FF</i>	<i>For</i>	<i>Agst</i>	<i>%</i>	<i>PTS</i>
Lyndhurst	10	8	2	0	3	644	190	338.95	44
Frankston Dolphins	11	8	3	0	2	684	182	375.82	40
Clayton	12	8	4	0	1	691	275	251.27	36
Doveton Eagles	12	7	4	1	1	379	224	169.20	34
Murrumbeena	11	7	4	0	1	629	494	127.33	32
South Yarra	12	5	6	1	0	416	387	107.49	22
Hallam	12	1	11	0	1	220	805	27.33	8
Port Melbourne Colts	7	2	5	0	0	127	780	16.28	8
Chelsea Heights	10	0	10	0	1	198	855	23.16	4

UNDER 19

	<i>P</i>	<i>W</i>	<i>L</i>	<i>D</i>	<i>FF</i>	<i>For</i>	<i>Agst</i>	<i>%</i>	<i>PTS</i>	<i>BAP</i>
Dingley	17	15	1	1	1	1528	430	355.35	62	65.65
St Kilda City	17	14	3	0	1	1330	576	230.90	56	59.29
Oakleigh District	17	13	3	1	1	1339	691	193.78	54	57.18
Parkmore / Springvale Districts	17	10	7	0	1	1112	872	127.52	40	42.35
East Brighton	17	7	10	0	1	968	1016	95.28	28	29.65
Bentleigh	17	7	10	0	1	1051	1105	95.11	28	29.65
Endeavour Hills	17	7	10	0	1	848	1204	70.43	28	29.65
Keysborough	18	3	15	0	0	734	1676	43.79	12	12
Hampton	12	0	12	0	1	312	1320	23.64	0	0
Cheltenham / St Pauls	0	0	0	0	0	0	0	0	0	0

THIRDS

	<i>P</i>	<i>W</i>	<i>L</i>	<i>D</i>	<i>B</i>	<i>FF</i>	<i>FA</i>	<i>For</i>	<i>Agst</i>	<i>%</i>	<i>%WON</i>
Cheltenham	18	17	1	0	0	2	0	1700	588	289.12	94.44
Skye	18	14	4	0	0	3	0	1355	654	207.19	77.78
Endeavour Hills	18	12	6	0	0	1	0	1224	851	143.83	66.67
South Yarra	18	12	6	0	0	1	0	1227	871	140.87	66.67
Dingley	18	11	7	0	0	4	0	1162	877	132.50	61.11
St Pauls	16	9	7	0	0	2	1	1090	882	123.58	56.25
Doveton Eagles	18	5	13	0	0	1	0	851	1246	68.30	27.78
Keysborough	17	3	13	1	1	1	1	571	1443	39.57	20.59
Black Rock	18	3	15	0	0	2	4	652	1539	42.37	16.67
Hampton Park	18	1	16	1	0	0	11	405	1386	29.22	8.33

2018 NETBALL LADDERS

AFTER ROUND 15

DIVISION 1

	<i>P</i>	<i>W</i>	<i>L</i>	<i>D</i>	<i>For</i>	<i>Agst</i>	<i>%</i>	<i>PTS</i>
Mordialloc	15	13	2	0	581	486	119.55	52
Heatherton	15	12	3	0	635	424	149.76	48
Dingley	15	11	4	0	670	414	161.84	44
Caulfield	15	10	5	0	629	560	112.32	40
St Pauls	15	6	9	0	515	719	71.63	24
Keysborough	15	3	11	1	455	544	83.64	14
Hampton Park	15	2	12	1	560	685	81.75	10
St Kilda City	15	2	13	0	422	635	66.46	8

DIVISION 2

	<i>P</i>	<i>W</i>	<i>L</i>	<i>D</i>	<i>For</i>	<i>Agst</i>	<i>%</i>	<i>PTS</i>
Cheltenham	15	12	2	1	711	488	145.70	50
Heatherton	15	11	3	1	655	506	129.45	46
Caulfield	15	11	3	1	602	474	127.00	46
Murrumbeena	15	10	4	1	635	558	113.80	42
Dingley Gold	15	8	6	1	526	484	108.68	34
Dingley Red	15	7	7	1	547	530	103.21	30
South Yarra	15	7	7	1	534	600	89.00	30
Clayton	15	2	11	2	395	572	69.06	12
Keysborough	15	1	13	1	429	676	63.46	6
Bentleigh	15	0	13	2	572	718	79.67	4

DIVISION 3

	<i>P</i>	<i>W</i>	<i>L</i>	<i>D</i>	<i>B</i>	<i>For</i>	<i>Agst</i>	<i>%</i>	<i>PTS</i>	<i>PTS RATIO</i>
St Kilda City	15	13	2	0	0	605	417	145.08	52	3.47
Dingley Gold	15	12	2	1	0	712	405	175.80	50	3.33
Heatherton	14	11	3	0	1	552	404	136.63	44	3.14
Dingley Red	15	10	5	0	0	641	531	120.72	40	2.67
Cheltenham	15	9	5	1	0	501	375	133.60	38	2.53
Black Rock	15	9	6	0	0	506	426	118.78	36	2.4
Caulfield	14	5	9	0	1	458	488	93.85	20	1.43
Mordialloc	15	3	12	0	0	510	620	82.26	12	0.8
Lyndale	15	3	12	0	0	342	530	64.53	12	0.8
Bentleigh	14	1	13	0	1	270	675	40.00	4	0.29

DIVISION 4

	<i>P</i>	<i>W</i>	<i>L</i>	<i>D</i>	<i>B</i>	<i>For</i>	<i>Agst</i>	<i>%</i>	<i>PTS</i>	<i>PTS RATIO</i>
Murrumbeena	15	14	0	1	0	858	406	211.33	58	3.87
Heatherton Black	15	11	3	1	0	631	422	149.53	46	3.07
Carrum Patterson Lakes	15	11	3	1	0	608	474	128.27	46	3.07
Caulfield Yellow	15	9	5	1	0	640	578	110.73	38	2.53
South Yarra	15	8	6	1	0	564	528	106.82	34	2.27
Heatherton White	15	7	7	1	0	541	552	98.01	30	2
Springvale Districts	15	6	8	1	0	514	602	85.38	26	1.73
Keysborough	15	5	9	1	0	549	584	94.01	22	1.47
St Kilda City	15	5	9	1	0	515	553	93.13	22	1.47
Mordialloc	14	3	9	2	1	480	609	78.82	16	1.14
Caulfield Blue	15	3	10	2	0	451	591	76.31	16	1.07
Hampton Park	14	1	13	0	1	381	760	50.13	4	0.29

DIVISION 5

	<i>P</i>	<i>W</i>	<i>L</i>	<i>D</i>	<i>B</i>	<i>For</i>	<i>Agst</i>	<i>%</i>	<i>PTS</i>	<i>PTS RATIO</i>
Lyndhurst	15	13	1	1	0	791	418	189.23	54	3.6
Oakleigh District	15	12	2	1	0	616	398	154.77	50	3.33
Dingley Gold	15	11	3	1	0	609	421	144.66	46	3.07
East Brighton	15	11	3	1	0	547	431	126.91	46	3.07
Aspendale	15	10	4	1	0	534	382	139.79	42	2.8
Highett	14	6	7	1	1	463	486	95.27	26	1.86
Black Rock	15	6	8	1	0	384	534	71.91	26	1.73
Heatherton	14	4	9	1	1	423	507	83.43	18	1.29
St Kilda City	15	4	10	1	0	429	495	86.67	18	1.2
Dingley Red	15	4	10	1	0	436	630	69.21	18	1.2
Cheltenham	15	3	11	1	0	383	520	73.65	14	0.93
St Pauls	15	1	13	1	0	277	599	46.24	6	0.4

DIVISION 6

	<i>P</i>	<i>W</i>	<i>L</i>	<i>D</i>	<i>B</i>	<i>For</i>	<i>Agst</i>	<i>%</i>	<i>PTS</i>	<i>PTS RATIO</i>
Mordialloc Red	15	14	0	1	0	859	293	293.17	58	3.87
Doveton Eagles	15	12	2	1	0	618	378	163.49	50	3.33
Keysborough	15	10	4	1	0	435	367	118.53	42	2.8
Lyndale	15	9	4	2	0	513	387	132.56	40	2.67
Clayton	15	9	4	2	0	435	382	113.87	40	2.67
South Yarra	15	7	7	1	0	515	468	110.04	30	2
Mordialloc White	15	4	10	1	0	325	403	80.65	18	1.2
Dingley	15	4	10	1	0	336	480	70.00	18	1.2
St Kilda City	15	4	10	1	0	300	471	63.69	18	1.2
Hallam	15	3	11	1	0	334	521	64.11	14	0.93
Caulfield	15	3	11	1	0	327	582	56.19	14	0.93
Bentleigh	14	1	13	0	1	222	618	35.92	4	0.29

DIVISION 7

	<i>P</i>	<i>W</i>	<i>L</i>	<i>D</i>	<i>For</i>	<i>Agst</i>	<i>%</i>	<i>PTS</i>
Lyndhurst	15	14	0	1	575	316	181.96	58
Murrumbeena	15	12	2	1	634	370	171.35	50
Hampton	15	11	3	1	592	324	182.72	46
Dingley	15	11	4	0	655	422	155.21	44
East Brighton	15	9	5	1	693	538	128.81	38
Aspendale	15	6	7	2	482	505	95.45	28
Heatherton	15	6	8	1	413	562	73.49	26
Carrum Patterson Lakes	15	5	9	1	453	566	80.04	22
Doveton Eagles	15	5	9	1	480	657	73.06	22
Mount Waverley	15	3	11	1	418	619	67.53	14
Cheltenham	15	1	12	2	445	635	70.08	8
Springvale Districts	15	1	13	1	360	665	54.14	6

DIVISION 8

	<i>P</i>	<i>W</i>	<i>L</i>	<i>D</i>	<i>B</i>	<i>For</i>	<i>Agst</i>	<i>%</i>	<i>PTS</i>	<i>PTS RATIO</i>
Hallam Red	13	10	2	1	2	439	307	143.00	42	3.23
Lyndhurst	13	9	4	0	2	512	427	119.91	36	2.77
Hallam Yellow	14	8	4	2	1	442	441	100.23	36	2.57
Highett	13	7	6	0	2	375	330	113.64	28	2.15
Lyndale	14	6	8	0	1	391	409	95.60	24	1.71
Oakleigh District	13	2	11	0	2	266	468	56.84	8	0.62
Keysborough	14	2	12	0	1	287	479	59.92	8	0.57

DIVISION 9

	<i>P</i>	<i>W</i>	<i>L</i>	<i>D</i>	<i>For</i>	<i>Agst</i>	<i>%</i>	<i>PTS</i>
Heatherton	15	12	1	2	534	296	180.41	52
South Yarra	15	12	2	1	626	368	170.11	50
Black Rock	15	11	4	0	521	315	165.40	44
Lyndhurst	15	10	4	1	541	394	137.31	42
Dingley	15	5	10	0	317	403	78.66	20
Springvale Districts Red	15	5	10	0	339	463	73.22	20
Springvale Districts Blue	15	2	13	0	311	606	51.32	8
Clayton	15	1	14	0	229	644	35.56	4

FOOTBALL
BEST & FAIREST WINNERS

DIVISION 1

1992	C. Langkau	Oakleigh District
1993	R. Norton	Noble Park
1994	M. Williams	St Pauls
1995	M. McKenzie	St Pauls
1996	P. Reece	Noble Park
1997	D. Martin	Bentleigh
1998	D. Martin	Bentleigh
1999	D. Martin	Bentleigh
2000	M. McKenzie	St Pauls
2001	J. Hill	Oakleigh District
2002	B. Cranage	Balwyn
2003	J. McCallion	Balwyn
2004	S. Crow	Chelsea Heights
2005	V. Currie	Clayton
2006	M. Kennedy	Balwyn
2007	P. Wineberg	Chelsea Heights
2008	E. McKenzie	Cheltenham
2009	J. Bruno	St Kilda City
2010	R. Flack	Chelsea Heights
2011	E. Poyas	St Kilda City
ELLIS MEDAL		
2012	A. Purvis	Clayton
2013	S. Arvanitis	St Kilda City
	D. Williamson	East Brighton
2014	L. Wilson	St Pauls
	L. Walmsley	Dingley
2015	S. Lawry	Bentleigh
	L. Wilson	St Pauls
2016	S. Lawry	Bentleigh
2017	M. Kreymborg	St Pauls
2018	M. Kreymborg	St Pauls

DIVISION 2

1992	M. Jones	Mentone
1993	G. Firth	Ashwood
	T. Mullenger	Collingwood Districts
1994	S. Dunlop	Tooronga-Malvern
1995	T. Mullenger	Collingwood Districts
1996	D. Caminiti	Balwyn
1997	C. Phelan	St Kilda City
1998	C. Phelan	St Kilda City
1999	D. Briggs	Mordialloc
	D. Cross	Chelsea Heights
	B. Cardona	Heatherton
2000	D. Cross	Chelsea Heights
2001	D. Kappler	Murrumbeena
2002	M. Jamieson	East Brighton
2003	G. Pitts	Oakleigh District
2004	J. Byrne	Canterbury
2005	C. Phelan	St Kilda City
2006	M. Finn	Caulfield
2007	T. Lavars	Dingley
2008	G. Krepp	Heatherton
2009	R. Kreskas	South Yarra
2010	M. Doyle	Skye
2011	G. Vassallo	Springvale Districts
2012	S. Lawry	Bentleigh
BENNETT MEDAL		
2013	S. Lawry	Bentleigh
	G. Vassallo	Springvale Districts
2014	D. McEwan	Skye
2015	G. Humphreys	Keysborough
2016	J. Peryman	Chelsea Heights
2017	J. Smith	Mount Waverley
2018	N. Battle	Doveton Eagles

DIVISION 3

1993	C. Smith	Murrumbeena
1994	D. Carmody	South Yarra
1995	D. Harrison	Syndal-Tally Ho
1996	P. Bramley	Highett
	B. Robinson	Syndal-Tally Ho
1997	R. Batten	Box Hill Pioneers
1998	S. Dunlop	Tooronga-Malvern
1999	W. Burgess	Dandenong West
2000	S. Miller	Tooronga-Malvern
2001	N. Karalis	Doveton Eagles
2002	J. Webb	Black Rock
2003	F. Tootoo	Moorabbin Kangaroos
2004	C. Wilson	Doveton Eagles
2005	B. Hughes	Doveton Eagles
2006	D. Casset	Parkmore
2007	J. Smith	South Yarra
2008	J. Wilkin	Mount Waverley
2009	J. Wilkin	Mount Waverley
2010	J. Yap	Southern Dragons
2011	J. Wilkin	Mount Waverley
2012	M. O'Callaghan	Doveton Eagles
	D. Macklin	Sandown Cobras
FLACK MEDAL		
2013	M. Mott	Doveton Eagles
2014	B. Stacey	Mount Waverley
2015	J. Wilkin	Mount Waverley
2016	C. Wilson	Doveton Eagles
2017	P. Ward	Hallam
2018	P. Carroll	Ashwood

DIVISION 4

1993	D. Beach	Cheltenham Assumption
1994	S. Porch	Carnegie
1995	A. Manning	East Bentleigh
1996	S. May	Moorabbin West
1997	D. Harrison	Dandenong West
1998	M. Owen	Carnegie
2018	P. Mauracher	Carrum Patterson Lakes

DIVISION 5

1993	D. Caminiti	Box Hill Adelphian
1994	B. Einseidel	East Bentleigh
1995	D. Weinlich	Boronia Park

WOMEN'S DIVISION 1

2017	S. Carter	Murrumbeena
2018	J. Mifsud	Oakleigh District

WOMEN'S DIVISION 2

2018	S. Sandoval	Clayton
------	-------------	---------



UNDER 19*

1996	K. Abaloz	Noble Park
1997	S. Field	St Pauls
1998	J. Mills	Cheltenham
1999	S. Arvanitis	St Pauls
2000	V. Currie	Clayton
2001	Z. Jenkins	Cheltenham
2002	M. Armansin	Clayton

SPARROW MEDAL		
2008	B. Dillon	Hampton
2009	W. Chum	St Pauls
2010	D. Guiry	Hampton
2011	J. Peryman	Skye
2012	B. Lawford	Bentleigh
2013	K. Davidson	Dingley
2014	L. Heywood	Dingley
2015	M. Brown	St Pauls
2016	C. Byrne	St Pauls
2017	A. Malamas	Cheltenham
2018	G. Cappiello	Oakleigh District

*Known as Under 18 (1996-1997),
Thirids (1998-2000), Colts (2002, 2008-2012)



FOOTBALL
LEADING GOALKICKERS

DIVISION 1				DIVISION 2				DIVISION 3			
			GOALS				GOALS				GOALS
1992	J. Bennett	East Brighton	118	1992	K. McDonald	St Kilda City	110	1993	L. Ladlow	East Camberwell	70
1993	C. Gorozidis	East Brighton	67	1993	K. McDonald	Caulfield	110	1994	R. Gamlin	St Kilda City	78
1994	S. Coats	Noble Park	104	1994	K. McDonald	Caulfield	114	1995	P. Smit	Chelsea Heights	72
1995	T. Morwood	Noble Park	62	1995	F. Yaman	Collingwood Districts	100	1996	P. Bramley	Highett	103
1996	D. Sime	Parkdale	63	1996	P. Henderson	Springvale Districts	75	1997	D. Caddaye	Tooronga-Malvern	75
1997	B. Clarke	Cheltenham	55	1997	S. Tobin	Doveton Eagles	56	1998	S. Dewhurst	Highett	59
1998	T. Taverna	Balwyn	98	1997	S. Tobin	Doveton Eagles	56	1999	S. Dewhurst	Highett	80
	C. Gorozidis	Bentleigh	98	1998	S. Tobin	Doveton Eagles	63	2000	A. Arena	Lyndale	46
1999	C. Gorozidis	Bentleigh	68	1999	S. Porch	Heatherton	63	2001	C. Hojnacki	Dandenong West	56
2000	A. Stroud	Balwyn	61	2000	A. Higgins	Ashwood	49	2002	F. Rugolo	Hampton	101
2001	J. Paul	St Kilda City	75	2001	C. Gorozidis	Murrumbeena	91	2003	D. Fleming	Canterbury	71
2002	J. Paul	St Kilda City	72	2002	S. Coats	Lyndale	76	2004	J. McMahon	Black Rock	53
2003	A. Newman	St Kilda City	73	2003	F. Rugolo	Hampton	61	2005	M. Crawley	South Yarra	78
2004	M. Jamieson	East Brighton	65	2004	D. Fleming	Canterbury	65	2006	D. Casset	Parkmore	115
2005	M. Wilson	East Brighton	56	2005	M. Tasiyan	St Kilda City	64	2007	C. Sheedy	Sandown Cobras	64
2006	T. Ridgway	St Pauls East Bentleigh	62	2006	M. Dimachki	Moorabbin Kangaroos	97	2008	S. Rowley	Skye	104
2007	D. Casset	St Kilda City	104	2007	A. Quinn	Dingley	129	2009	R. Ramsdale	Doveton Eagles	117
2008	L. James	St Pauls East Bentleigh	87	2008	B. Williams	Heatherton	112	2010	M. Scott	Hampton	59
2009	T. Ridgway	St Pauls East Bentleigh	113	2009	L. Kirkland	Black Rock	92	2011	J. Gough	Mount Waverley	74
2010	P. Smith	Chelsea Heights	70	2010	R. Szerszyn	Clayton	105	2012	C. Sheedy	Sandown Cobras	70
2011	D. Francis	East Brighton	63	2011	G. Vassallo	Springvale Districts	58	2013	P. Dye	Doveton Eagles	66
2012	C. Graham	Cheltenham	50	2012	D. Willis	Murrumbeena	85	2014	J. Gough	Mount Waverley	98
2013	L. James	St Pauls	72	2013	D. Willis	Murrumbeena	90	2015	T. March	Carrum Patterson Lakes	86
2014	D. Francis	Dingley	80	2014	L. McGuinness	Skye	65	2016	J. Gough	Mount Waverley	101
2015	M. Ryan	East Malvern	65	2015	D. Velardo	Oakleigh District	61	2017	T. Kumetaitis	Lyndale	65
2016	C. McQueen	Dingley	64	2016	P. Smith	Chelsea Heights	58	2018	S. Feehan	Springvale Districts	49
2017	C. McQueen	Dingley	71	2017	P. Smith	Chelsea Heights	60				
2018	S. Muller	St Pauls	53	2018	C. Bryan	Keysborough	73				

DIVISION 4				UNDER 19*			
			GOALS				GOALS
1993	B. Dawson	Syndal-Tally Ho	128	1996	R. Szerszyn	Springvale Districts	58
1994	S. Murphy	Heatherton	88	1997	J. Boulter	Parkdale	51
1995	B. Siphthorpe	Mount Waverley Catholic	106	1998	K. Brady	Parkdale	42
1996	D. Bradley	Dandenong West	76	1999	J. Stoddart	North Dandenong	68
1997	S. Ponter	Lyndale	74	2000	A. McKenzie	Cheltenham	62
1998	B. Rand	Mount Waverley Catholic	62	2001	A. McKenzie	Cheltenham	26
2018	H. Browning	Lyndhurst	50	2002	T. Rascoe	Clayton	44
					E. Nassrallah	Clayton	44
				2008	B. Rogers	Cheltenham Rosellas	51
				2009	S. Thompson	Murrumbeena	81
				2010	T. Mayor	Skye	69
				2011	L. Huntington	St Kilda City	79
				2012	R. McConville	Skye	52
					R. McConville	Skye	63
				2013	J. Fry	Chelsea Heights	63
				2014	N. Lowrie	Bentleigh	70
				2015	M. Talarico	Dingley	101
				2016	M. Lefau	St Kilda City	69
				2017	J. Waite	Parkmore/Springvale Districts	50
				2018	A. Mills	St Kilda City	45
DIVISION 5							
			GOALS				
1993	S. Nicol	Moorabbin West	85				
1994	M. Creak	Boronia Park	102				
1995	M. Creak	Boronia Park	63				
WOMEN'S DIVISION 1							
			GOALS				
	N. Cardamone	Mordialloc	35				
2017	A. Neil	Mordialloc	35				
2018	D. Wearne	Murrumbeena	63				
WOMEN'S DIVISION 2							
			GOALS				
2018	S. Sandoval	Clayton	21				

*Known as Under 18 (1996-1997),
Thirds (1998-2000), Colts (2002, 2008-2012)



FOOTBALL GRAND FINALS
BEST ON GROUND

DIVISION 1
MENEILLY MEDAL

1993	A. Hibbett	East Brighton
1994	D. Staffieri	Noble Park
1995	D. Edwards	Parkdale
1996	C. McIver	Noble Park
1997	D. McKee	Noble Park
1998	M. Bordignon	Balwyn
1999	J. Taylor	Balwyn
2000	R. Smith	Balwyn
2001	M. Gallagher	Clayton
2002	F. Bizzotto	St Kilda City
2003	L. Wilson	St Pauls
2004	M. Campbell	East Brighton
2005	B. Cranage	Balwyn
2006	D. Rajic	Clayton
2007	B. Zosens	St Kilda City
2008	S. Sziller	St Pauls
2009	M. Silver	St Kilda City
2010	M. McPhee	St Kilda City
2011	H. Barnes	St Pauls
2012	P. Larsen	East Brighton
2013	A. Gilbert	St Pauls
2014	B. Douthie	East Brighton
2015	J. Peet	Dingley
2016	C. Horton-Milne	Dingley
2017	D. Ades	Dingley
2018	C. Byrne	St Pauls

DIVISION 2
MENEILLY MEDAL

1993	E. Ryder	Cheltenham
1994	A. Stocker	Caulfield
1995	T. Mullenger	Collingwood Districts
1996	T. Elliott	Ashwood
1997	D. Caminiti	Balwyn
1998	V. Clark	St Kilda City
1999	D. Simmons	Mordialloc
2000	T. Coote	Chelsea Heights
2001	G. Firth	Ashwood
2002	M. Bilucaglia	East Brighton
2003	J. Couchi	Murrumbeena
2004	P. Poelsma	Highett
2005	B. Zosens	St Kilda City
2006	M. Szymanski	Heatherton
2007	G. Vassallo	Springvale Districts
2008	T. Lavars	Dingley
2009	T. Sauer	Heatherton
2010	J. Isaac	Clayton
2011	J. Ellen	Highett
2012	T. Hotton	East Malvern
2013	M. Budds	Bentleigh
2014	S. Fragiacomio	Mordialloc
2015	A. Howison	Oakleigh District
2016	S. McAnulty	Port Melbourne Colts
2017	M. Baxter	Chelsea Heights
2018	T. Brown	Highett

DIVISION 3
MENEILLY MEDAL

1993	G. Barclay	Murrumbeena
1994	M. Harnett	St Kilda City
1995	S. Gates	Chelsea Heights
1996	P. Bramley	Highett
1997	M. Koetsier	Box Hill Pioneers
1998	P. Cipriani	Heatherton
1999	S. Lang	Highett
2000	J. Young	Lyndale
2001	B. Hughes	Tooronga-Malvern
2002	T. Evans	Hampton
2003	J. Byrne	Canterbury
2004	F. Tootoo	Moorabbin Kangaroos
2005	M. Dimachki	Moorabbin Kangaroos
2006	D. Armansin	Parkmore
2007	J. Wilkin	Mount Waverley
2008	S. Keating	South Yarra
2009	M. Watts	Skye
2010	M. Scott	Hampton
2011	J. Yap	Southern Dragons
2012	H. Harcourt	Moorabbin Kangaroos
2013	C. Wilson	Doveton Eagles
2014	**	
2015	J. Krieger	Black Rock
2016	D. Cincotta	Mount Waverley
2017	M. Callinan	Doveton Eagles
2018	T. Wills	Springvale Districts

DIVISION 4
MENEILLY MEDAL

1993	D. Carmody	South Yarra
1994	M. Joy	Syndal-Tally Ho
1995	M. Haj	Doveton Eagles
1996	T. Clancy	Cheltenham Assumption
1997	A. Todd	Carrum Downs
1998	R. Jefferies	Mount Waverley Catholic
2018	J. Miller	Cerberus

DIVISION 5
MENEILLY MEDAL

1993	C. Milburn	Moorabbin West
1994	G. Brooks	East Bentleigh
1995	W. Mould	Lyndale

WOMEN'S DIVISION 1
BEST ON GROUND

2017	G. Bibby	Murrumbeena
2018	S. Carter	Murrumbeena

WOMEN'S DIVISION 2
BEST ON GROUND

2018	S. Sandoval	Clayton
------	-------------	---------

UNDER 19*
MENEILLY MEDAL

1996	J. Williams	Cheltenham
1997	M. Odachowski	Springvale Districts
1998	C. Diggeden	Parkdale
1999	A. McQueen-Parton	Surrey Park
2000	C. Blake	Cheltenham
2001	Z. Jenkins	Cheltenham
2002	S. Schellebeck	Clayton

BARNES MEDAL

2008	Z. Mousoulis	Cheltenham
2009	H. Nidam	St Kilda City
2010	S. Fox	Skye
2011	H. Sullivan	St Kilda City
2012	M. Backman	Bentleigh
2013	W. Nash	Murrumbeena
2014	J. Gadakis	Bentleigh
2015	O. Gabelich	St Kilda City
2016	V. Dang	St Kilda City
2017	A. Lucarelli	Oakleigh District
2018	B. Stainer	Dingley



*Known as Under 18 (1996-1997), Thirds (1998-2000), Colts (2002, 2008-2012)
** = No Result

NETBALL BEST & FAIREST WINNERS

DIVISION 1

2012	S. Wonnacott	Dingley
	J. Regnier	Heatherton
2013	M. Kibel	Heatherton
	N. Strong	St Kilda City
2014	M. Russo	Bentleigh
2015	A. Wise	Dingley
2016	A. Wise	Dingley
	R. Samason	Heatherton
2017	R. Samason	Heatherton Black
2018	C. DeGaris	Mordialloc

DIVISION 2

2013	S. Fischer	Dingley
2014	J. Baker	St Kilda City
2015	B. Riddell	Heatherton
2016	G. Healey	St Pauls
2017	C. Weiske	Heatherton
2018	E. Felberg	Caulfield

DIVISION 3

2013	J. Paton	Lyndale
2014	J. Paton	Lyndale
2015	M. Cook	Heatherton
2016	T. O'Sei	Clayton
2017	B. Viecei	Keysborough
2018	R. Kwong	Black Rock
	E. Hewitson	Dingley Gold

DIVISION 4

2014	C. Roberts	Bentleigh
	M. Mati	Keysborough
2015	T. McArtney	Dingley
	E. Naismith	Heatherton
2016	L. Kilfoyle	Dingley
2017	Y. Lippold	St Kilda City
2018	K. Ebert	Heatherton Black

DIVISION 5

2015	S. Rayment	Black Rock
2016	K. Loyd	Heatherton
2017	K. Harrison	Skye
2018	L. Reiss	Oakleigh District

DIVISION 6

2015	T. Potter	Dandenong
2016	M. Mair	Lyndhurst
2017	A. Flarve	Heatherton
2018	M. Marino	Mordialloc Red

DIVISION 7

2016	K. Blackman	Bentleigh
2017	N. Hill	Oakleigh District
2018	C. Cotton	Lyndhurst

DIVISION 8

2016	A. Lemana	Dandenong
2017	S. Robinson	Keysborough
	A. Wright	Mordialloc
2018	M. Floro	Highett

DIVISION 9

2018	T. Potter	Lyndhurst
------	-----------	-----------

UNDER 19

2016	D. Tomaselli	Mordialloc One
	G. Reynolds	Dingley Two
	O. Selbst	Dingley One



NETBALL LEADING GOALSHOOTERS

DIVISION 1

GOALS

2016	S. O'Shea	Caulfield	476
2017	R. Samason	Heatherton Black	351
2018	E. Morris	Mordialloc	324

DIVISION 2

GOALS

2016	G. Healey	St Pauls	355
2017	S. Bartlett	Heatherton	507
2018	A. Siedle	Cheltenham	418

DIVISION 3

GOALS

2016	A. Cooper	Dingley	328
2017	A. Cooper	Dingley	275
2018	B. Waras Carstensen	Dingley Gold	576

DIVISION 4

GOALS

2016	C. McAndrew	Heatherton White	210
2017	B. Waras Carstensen	Dingley Gold	321
2018	J. Thomson	Murrumbeena	405

DIVISION 5

GOALS

2016	S. Poort	Black Rock	360
2017	V. Sheppard	Heatherton	526
2018	N. Carmeni	Dingley Gold	454

DIVISION 6

GOALS

2016	M. Mair	Lyndhurst	370
2017	M. Piper	Dingley Gold	289
2018	T. Bowtell	Mordialloc Red	525

DIVISION 7

GOALS

2016	R. Saunders	Bentleigh	238
2017	J. Cook	Carrum Patterson Lakes	274
2018	F. Dawkins	East Brighton	383

DIVISION 8

GOALS

2016	B. Miller	Cheltenham	340
2017	R. Mastroianni	Keysborough	259
2018	S. Purcell	Lyndale	241

DIVISION 9

GOALS

2018	L. Finkelde	Heatherton	331
------	-------------	------------	-----

UNDER 19

GOALS

2016	S. Heenan	Dingley Two	160
------	-----------	-------------	-----



NETBALL GRAND FINALS BEST ON COURT

FOOTBALL FINALS SERIES FINISHES

DIVISION 1

2012	M. Kibel	Heatherton
2013	S. Wonnacott	Dingley
2014	T. Bickham	Heatherton
2015	A. Wise	Dingley
2016	Z. Mifsud	Heatherton
2017	R. Samason	Heatherton Black
2018	C. DeGaris	Mordialloc

DIVISION 2

2013	G. Donkin	Carrum Patterson Lakes
2014	C. Osborne	Heatherton
2015	S. Stuart	St Kilda City
2016	M. Quinn	Heatherton
2017	C. Weiske	Heatherton
2018	S. Matthews	Cheltenham

DIVISION 3

2013	E. Balfour	Bentleigh
2014	M. Taylor	Dingley
2015	Z. Teoh	Caulfield
2016	H.-M. Ashin	Heatherton
2017	L. Kilfoyle	Dingley
2018	S. Heenan	Dingley Gold

DIVISION 4

2014	S. Murphy	Doveton Eagles
2015	E. Naismith	Heatherton
2016	K. Stewart	Heatherton
2017	H. McCluskey	Heatherton White
2018	D. Thomson	Murrumbeena

DIVISION 5

2015	S. Handson	Highett
2016	R. Goodear	Black Rock
2017	J. Brown	Caulfield
2018	F. Dawkins	East Brighton

DIVISION 6

2015	A. Hall	Dandenong
2016	M. Lanyon	Lyndhurst
2017	A. Flarve	Heatherton
2018	J. Vernal	Mordialloc Red

DIVISION 7

2016	M. Boros	Mount Waverley
2017	N. Hill	Oakleigh District
2018	S. Derwin	Hampton

DIVISION 8

2016	L. Geschke	Cheltenham
2017	R. Mastroianni	Keysborough
2018	M. D'Arcy	Hallam Yellow

DIVISION 9

2018	S. Otai	Lyndhurst
------	---------	-----------

UNDER 19

2016	G. Reynolds	Dingley Two
------	-------------	-------------

DIVISION 1

	PREMIERS	RUNNERS-UP	THIRD	FOURTH	FIFTH
1992	Noble Park	South Melbourne District	East Brighton	Parkdale	
1993	East Brighton	Noble Park	Mount Waverley	South Melbourne District	
1994	Noble Park	East Brighton	Bentleigh	St Pauls Bentleigh	
1995	Parkdale	Noble Park	Caulfield	Mount Waverley-Burwood	
1996	Noble Park	Parkdale	St Pauls East Bentleigh	Cheltenham	
1997	Noble Park	Parkdale	Cheltenham	Caulfield	
1998	Balwyn	Noble Park	Bentleigh	Parkdale	
1999	Balwyn	Noble Park	Parkdale	St Pauls East Bentleigh	Clayton
2000	Balwyn	St Pauls East Bentleigh	Parkdale	Cheltenham	
2001	Clayton	St Kilda City	Balwyn	Oakleigh District	
2002	St Kilda City	Balwyn	Chelsea Heights	Clayton	
2003	Balwyn	St Pauls East Bentleigh	Chelsea Heights	Clayton	
2004	East Brighton	St Pauls East Bentleigh	Balwyn	Chelsea Heights	
2005	Balwyn	East Brighton	Clayton	Chelsea Heights	
2006	Clayton	St Pauls East Bentleigh	Balwyn	Cheltenham	
2007	St Kilda City	St Pauls East Bentleigh	Clayton	Cheltenham	
2008	St Pauls East Bentleigh	St Kilda City	Cheltenham	Clayton	
2009	St Kilda City	Chelsea Heights	St Pauls East Bentleigh	Mordialloc	Cheltenham
2010	St Kilda City	Chelsea Heights	St Pauls East Bentleigh	East Brighton	Mordialloc
2011	St Pauls East Bentleigh	East Brighton	St Kilda City	Cheltenham	Chelsea Heights
2012	East Brighton	Chelsea Heights	St Pauls	Cheltenham	Dingley
2013	St Pauls	East Brighton	Dingley	Chelsea Heights	St Kilda City
2014	East Brighton	Dingley	St Pauls	Chelsea Heights	Cheltenham
2015	Dingley	Mordialloc	East Brighton	East Malvern	St Pauls
2016	Dingley	Bentleigh	Oakleigh District	East Malvern	Clayton
2017	Dingley	Mordialloc	Bentleigh	St Pauls	East Malvern
2018	St Pauls	East Malvern	Mordialloc	Dingley	St Kilda City



FOOTBALL FINALS
SERIES FINISHES

DIVISION 2

	PREMIERS	RUNNERS-UP	THIRD	FOURTH	FIFTH
1992	Cheltenham	Highett Districts	Mordialloc	St Kilda City	
1993	Cheltenham	Tooronga-Malvern	Collingwood Districts	Caulfield	
1994	Caulfield	Collingwood Districts	Cheltenham	Ashwood	
1995	Cheltenham	Collingwood Districts	Tooronga-Malvern	St Kilda City	
1996	Ashwood	Balwyn	St Kilda City	Chelsea Heights	
1997	Balwyn	St Kilda City	Hampton United	Springvale Districts	
1998	St Kilda City	Springvale District	Ashwood	Hampton United	
1999	Mordialloc	Surrey Park	Ashwood	Heatherton	
2000	Chelsea Heights	Ashwood	Springvale Districts	North Kew	
2001	Ashwood	Lyndale	Springvale Districts	Murrumbeena	
2002	East Brighton	Murrumbeena	Springvale Districts	Lyndale	
2003	Murrumbeena	Hampton	Springvale Districts	Lyndale	
2004	Highett	Springvale Districts	Lyndale	Tooronga-Malvern	
2005	St Kilda City	Tooronga-Malvern	Oakleigh District	Heatherton	
2006	Heatherton	Tooronga-Malvern	Oakleigh District	Moorabbin Kangaroos	
2007	Springvale Districts	Dingley	Caulfield	Oakleigh District	
2008	Dingley	Heatherton	Oakleigh District	Murrumbeena	
2009	Heatherton	South Yarra	Oakleigh District	Murrumbeena	Highett
2010	Clayton	Oakleigh District	Highett	South Yarra	Murrumbeena
2011	Highett	Bentleigh	Springvale Districts	Oakleigh District	Murrumbeena
2012	East Malvern	Oakleigh District	Skye	Bentleigh	Murrumbeena
2013	Bentleigh	Mordialloc	Oakleigh District	Murrumbeena	Springvale Districts
2014	Mordialloc	Skye	Hampton	Caulfield	Highett
2015	Oakleigh District	Murrumbeena	Caulfield	Keysborough	Skye
2016	Port Melbourne Colts	Caulfield	Chelsea Heights	Skye	Highett
2017	Chelsea Heights	Murrumbeena	Keysborough	Caulfield	Skye
2018	Highett	Doveton Eagles	Keysborough	Murrumbeena	Caulfield



DIVISION 3

	PREMIERS	RUNNERS-UP	THIRD	FOURTH	FIFTH
1993	Murrumbeena	North Kew	Chelsea Heights	St Kilda City	
1994	St Kilda City	South Yarra	East Camberwell	North Kew	
1995	Chelsea Heights	Heatherton	Syndal-Tally Ho	Surrey Park	
1996	Highett	Heatherton	Box Hill Pioneers	Surrey Park	
1997	Box Hill Pioneers	Heatherton	North Kew	Boronia Park	
1998	Heatherton	Cheltenham Assumption	Boronia Park	Tooronga-Malvern	
1999	North Kew	Highett	South Yarra	Boronia Park	Dandenong West
2000	Lyndale	Tooronga-Malvern	South Yarra	Doveton Eagles	
2001	Tooronga-Malvern	Doveton Eagles	Canterbury	Black Rock	
2002	Hampton	Black Rock	Doveton Eagles	Canterbury	
2003	Canterbury	Black Rock	Southern Cobras	Moorabbin Kangaroos	
2004	Black Rock	Moorabbin Kangaroos	Cerberus	Southern Cobras	
2005	Moorabbin Kangaroos	North Kew	Doveton Eagles	Cerberus	
2006	Parkmore	North Kew	Black Rock	Mount Waverley	
2007	Black Rock	Mount Waverley	Canterbury	Doveton Eagles	
2008	South Yarra	Canterbury	Mount Waverley	Skye	
2009	Skye	Mount Waverley	Doveton Eagles	Hampton	
2010	Hampton	Mount Waverley	Moorabbin Kangaroos	Southern Dragons	Dandenong
2011	Southern Dragons	Mount Waverley	Moorabbin Kangaroos	Sandown Cobras	Doveton Eagles
2012	Moorabbin Kangaroos	Sandown Cobras	Doveton Eagles	Ashwood	Mount Waverley
2013	Doveton Eagles	Carrum Patterson Lakes	Dandenong	Mount Waverley	Ashwood
2014	Mount Waverley / Carrum Patterson Lakes *	Mount Waverley / Carrum Patterson Lakes *	Lyndale	Sandown Cobras	Black Rock
2015	Black Rock	Mount Waverley	Moorabbin Kangaroos	Ashwood	Carrum Patterson Lakes
2016	Mount Waverley	Ashwood	Doveton Eagles	Hallam	South Yarra
2017	Doveton Eagles	Endeavour Hills	Hallam	Ashwood	Black Rock
2018	Springvale Districts	Endeavour Hills	Hampton Park	Ashwood	

*No Result

DIVISION 4

	PREMIERS	RUNNERS-UP	THIRD	FOURTH
1993	South Yarra	Syndal-Tally Ho	Heatherton	Cheltenham Assumption
1994	Syndal-Tally Ho	Mount Waverley Catholic	Heatherton	Carnegie
1995	Doveton Eagles	Mount Waverley Catholic	Box Hill Pioneers	East Bentleigh
1996	Cheltenham Assumption	Moorabbin West	Carnegie	Carrum Downs
1997	Lyndale	Carrum Downs	Dandenong West	Carnegie
1998	Mount Waverley Catholic	Canterbury	Carnegie	Moorabbin West
2018	Cerberus	Lyndhurst	Carrum Patterson Lakes	Frankston Dolphins

FOOTBALL FINALS
SERIES FINISHES

DIVISION 5

	PREMIERS	RUNNERS-UP	THIRD	FOURTH
1993	Moorabbin West	Mount Waverley Catholic	East Bentleigh	Lyndale
1994	Carrum Downs	East Bentleigh	Lyndale	Boronia Park
1995	Lyndale	Boronia Park	Black Rock	Box Hill North

UNDER 19

	PREMIERS	RUNNERS-UP	THIRD	FOURTH	FIFTH
1996	Cheltenham	Noble Park	Springvale Districts	Parkdale	
1997	Springvale Districts	Cheltenham	Parkdale	Noble Park	
1998	Parkdale	North Dandenong	Noble Park	Springvale Districts	
1999	Surrey Park	North Dandenong	St Pauls	Noble Park	
2000	Cheltenham	Clayton	Parkdale	St Pauls	
2001	Cheltenham	St Pauls	Clayton	Parkdale	
2002	Clayton	St Pauls-Highett	Dandenong West	Clayton	Parkdale
2008	Cheltenham Rosellas	Hampton	Murrumbeena	Cheltenham Cockatoos	
2009	St Kilda City	St Pauls	Skye	Dingley	Murrumbeena
2010	Skye	Dingley	St Kilda City	Hampton	Cheltenham
2011	St Kilda City	Bentleigh	Skye Black	Murrumbeena	St Pauls
2012	Bentleigh	Murrumbeena	St Peters	Skye	St Pauls
2013	Murrumbeena	Bentleigh	Skye	St Pauls	Dingley
2014	Bentleigh	Dingley	Clayton	St Pauls	Skye
2015	St Kilda City	Hampton	Dingley	Bentleigh	Oakleigh District
2016	St Kilda City	Hampton	Oakleigh District	St Pauls	Cheltenham
2017	Oakleigh District	St Kilda City	Hallam	Cheltenham	Dingley
	SIXTH	SEVENTH	EIGHTH		
	Parkmore/Springvale Dists	St Pauls	Skye		
2018	Dingley	St Kilda City	Oakleigh District	East Brighton	Parkmore/Springvale Dists

*Known as Under 18 (1996-1997), Thirds (1998-2000), Colts (2002, 2008-2012)

WOMEN'S DIVISION 1

	PREMIERS	RUNNERS-UP	THIRD	FOURTH	FIFTH	SIXTH	SEVENTH	EIGHTH
2017	Murrumbeena	Oakleigh District	Mordialloc	East Brighton	Highett	Hallam	Endeavour Hills	Lyndhurst
2018	Murrumbeena	Endeavour Hills	Oakleigh District	East Brighton	Mordialloc			

WOMEN'S DIVISION 2

	PREMIERS	RUNNERS-UP	THIRD	FOURTH	FIFTH	SIXTH
2018	Clayton	Lyndhurst	Frankston Dolphins	Murrumbeena	Doveton Eagles	South Yarra



NETBALL FINALS
SERIES FINISHES

DIVISION 1

	PREMIERS	RUNNERS-UP	THIRD	FOURTH
2012	Heatherton	Dingley	East Brighton	St Pauls
2013	Dingley	Heatherton	Bentleigh	St Pauls
2014	Dingley	Heatherton	Bentleigh	St Kilda City
2015	Dingley	Keysborough	Heatherton	Bentleigh
2016	Heatherton	Dingley	Keysborough	Caulfield
2017	Heatherton Black	Dingley	Caulfield	Keysborough
2018	Mordialloc	Caulfield	Heatherton	Dingley

DIVISION 2

	PREMIERS	RUNNERS-UP	THIRD	FOURTH
2013	Dingley	Carrum Patterson Lakes	Clayton	St Kilda City
2014	Heatherton	Dingley	Bentleigh	St Kilda City
2015	St Kilda City	Heatherton	Mordialloc	Dingley
2016	Heatherton	St Pauls	Mordialloc	Dingley
2017	Heatherton	Caulfield	Dingley	South Yarra
2018	Cheltenham	Heatherton	Murrumbeena	Caulfield

DIVISION 3

	PREMIERS	RUNNERS-UP	THIRD	FOURTH
2013	Lyndale	Bentleigh	Hidden Grove	Cheltenham
2014	Clayton	Dingley	Cheltenham	Chelsea Heights
2015	Caulfield	Dingley	Carrum Patterson Lakes	Black Rock
2016	Heatherton	Dingley	St Kilda City	Black Rock
2017	Dingley	Keysborough	Clayton	Heatherton
2018	Dingley Gold	St Kilda City	Heatherton	Dingley Red

DIVISION 4

	PREMIERS	RUNNERS-UP	THIRD	FOURTH
2014	Doveton Eagles	St Kilda City	Black Rock	Lyndale
2015	Heatherton	St Kilda City	Keysborough	Dingley
2016	South Yarra	Heatherton White	Heatherton Black	Dingley
2017	Dingley Gold	Heatherton White	Heatherton Black	Dingley Red
2018	Murrumbeena	Heatherton Black	Caulfield Yellow	Carrum Patterson Lakes

DIVISION 5

	PREMIERS	RUNNERS-UP	THIRD	FOURTH
2015	Highett	Mordialloc	Dingley	Black Rock
2016	Black Rock	Heatherton	Bentleigh	Dingley
2017	Caulfield	Dingley	Lyndhurst	Heatherton
2018	East Brighton	Lyndhurst	Oakleigh District	Dingley Gold

DIVISION 6

	PREMIERS	RUNNERS-UP	THIRD	FOURTH
2015	Dandenong	Mount Waverley	St Kilda City	Highett
2016	Lyndhurst	Caulfield	South Yarra	Lyndale
2017	Heatherton	Dingley Red	Dingley Gold	Doveton Eagles
2018	Mordialloc Red	Doveton Eagles	Keysborough	Lyndale

DIVISION 7

	PREMIERS	RUNNERS-UP	THIRD	FOURTH
2016	Mount Waverley	Heatherton	Oakleigh District	Bentleigh
2017	Oakleigh District	Dingley	Lyndhurst	Carrum Patterson Lakes
2018	Hampton	Murrumbeena	Lyndhurst	Dingley

DIVISION 8

	PREMIERS	RUNNERS-UP	THIRD	FOURTH
2016	Cheltenham	Heatherton	Keysborough	Dandenong
2017	Keysborough	Mordialloc	Dingley	Lyndhurst
2018	Hallam Yellow	Hallam Red	Lyndhurst	Highett

DIVISION 9

	PREMIERS	RUNNERS-UP	THIRD	FOURTH
2018	Lyndhurst	South Yarra	Heatherton	Black Rock

UNDER 19

	PREMIERS	RUNNERS-UP	THIRD	FOURTH
2016	Dingley Two	Dingley One	Mordialloc One	Mordialloc Two

	DIVISION 1	DIVISION 2	DIVISION 3	DIVISION 4	DIVISION 5
1993	Noble Park	Collingwood Districts	Murrumbeena	Heatherton	Moorabbin West
1994	Noble Park	Caulfield	East Camberwell	Heatherton	Carrum Downs
1995	Noble Park	Cheltenham	Heatherton	Doveton Eagles	Boronia Park
1996	Noble Park	Balwyn	Heatherton	Cheltenham Assumption	
1997	Noble Park	Springvale Districts	Heatherton	Lyndale	
1998	Noble Park	Springvale Districts	Surrey Park	Mount Waverley Catholic	
1999	Noble Park	Surrey Park	North Kew		
2000	St Pauls East Bentleigh	Chelsea Heights	Lyndale		
2001	Clayton	Ashwood	Tooronga-Malvern		
2002	Clayton	Murrumbeena	Hampton		
2003	Balwyn	Hampton	Canterbury		
2004	Balwyn	Highett	Cerberus		
2005	Clayton	Tooronga-Malvern	Doveton Eagles		
2006	Cheltenham	Tooronga-Malvern	North Kew		
2007	St Pauls East Bentleigh	Springvale Districts	Mount Waverley		
2008	St Kilda City	Dingley	Mount Waverley		
2009	St Kilda City	Murrumbeena	Skye		
2010	Chelsea Heights	Highett	Mount Waverley		
2011	Chelsea Heights	Bentleigh / Skye	Mount Waverley		
2012	Chelsea Heights	Skye	Sandown Cobras		
2013	Dingley	Bentleigh	Doveton Eagles		
2014	Dingley	Skye	Mount Waverley		
2015	Dingley	Skye	Black Rock		
2016	Dingley	Heatherton	South Yarra		
2017	Dingley	Heatherton	Hallam		
2018	Dingley	Murrumbeena	Heatherton	Lyndhurst	



JENNY MOUAT
FINANCE MANAGER

The SFNL 2018 financial results reflect a year of increased growth with the League achieving a surplus of \$41,303, which was an increase from the surplus of \$28,326 in 2017.

Highlights of our 2018 results are:

- The League achieved a turnover of \$1,834,709, which was an increase of 1.8% from \$1,801,943 in 2017.
- Merchandise sales increased by \$36,393 with the addition of two new clubs and the growth in women's teams in 2018.
- The League's Finals income was up \$19,328 from last year, returning to normal levels after a poor attendance at the finals series last year due to inclement weather.
- Women's Football income increased to \$57,843 from \$40,205 with a second division added for the 2018 season.

- Affiliation fees increased by \$17,265 and umpiring fees by \$20,176 with the addition of two new clubs.
- Our sponsorship income decreased to \$145,150 from \$166,881 last year due to some sponsors not renewing in the current year. This will be an area of increased focus in 2019.
- Our alternative revenue streams decreased by \$57,469 as the grants for women's football received last year did not recur this year and there was no preseason cup in 2018.

The League's expenses increased 1.1% during the financial year to \$1,793,406 from \$1,773,617 in 2017. Some reasons for this were:

- The cost of merchandise increased by \$31,522 in line with increased sales.
- Insurance costs and umpiring costs increased by a combined amount of \$25,274 due to the

addition of two new clubs and additional women's teams.

- This was offset by a decrease in administration costs of \$48,519 due to lower staff costs and other administration costs.

The Balance Sheet continues to demonstrate a strong net asset position with an increase of net assets in line with our surplus for the year. However, our cash reserves declined over the financial year, partially due to a contribution of \$62,500 to the Linton street redevelopment, but mainly due to a significant rise in our club receivables. Our prime focus over the coming months will be to work with our clubs to significantly reduce the monies owed to the League, but to manage this in a way to maintain the sustainability of our clubs.

Jenny Mouat
Finance Manager
Southern Football Netball League



FINANCIAL REPORT FOR THE YEAR ENDED 31 OCTOBER 2018

STATEMENT OF COMPREHENSIVE INCOME FOR THE YEAR ENDED 31 OCTOBER 2018

REVENUE	Note	2018	2017
		\$	\$
Sales of merchandise		390,547	354,154
Records and media		59,108	55,583
Club insurance		105,804	92,908
Umpiring fees		445,438	425,262
Finals revenue		209,802	190,474
Function revenue		48,954	43,068
Interleague revenue		-	3,315
AFL 9's Fees		8,476	16,347
Pre-season competition revenue and sponsorship		-	21,415
Netball fees		97,038	89,382
Football affiliation fees		253,450	236,185
Sponsorship		145,150	166,881
Grants and subsidies		42,949	65,132
Interest received & receivable		1,952	6,772
Other		26,041	35,065
		1,834,709	1,801,943
EXPENDITURE			
Cost of merchandise sold		348,474	316,952
Records and media costs		55,034	55,046
Club insurance expenses		102,653	90,614
Umpiring costs		439,309	426,074
Finals expenses		125,735	126,787
Functions costs		66,260	60,907
Club and member rebates		15,386	16,295
Interleague		32,820	20,368
AFL 9's expenses		3,944	6,185
Pre-season competition expenses		-	9,563
Netball expenses		74,994	67,510
Administration and finance costs		528,797	577,316
		1,793,406	1,773,617
Profit (loss) for the year	2	41,303	28,326

The accompanying notes form part of these financial statements

STATEMENT OF FINANCIAL POSITION AS AT 31 OCTOBER 2018

ASSETS	Note	2018	2017
		\$	\$
CURRENT			
Cash and cash equivalents	3	261,076	489,992
Receivables	4	240,243	44,084
Inventories	5	8,598	22,656
Other current assets	6	5,250	4,457
TOTAL CURRENT ASSETS		515,167	561,189
NON-CURRENT			
Receivables	4	-	11,038
Property, plant and equipment	7	28,614	42,068
Intangible	8	62,500	-
TOTAL NON-CURRENT ASSETS		91,114	53,106
TOTAL ASSETS		606,281	614,295
LIABILITIES			
CURRENT			
Payables	9	95,003	119,902
Provisions	10	16,879	30,577
TOTAL CURRENT LIABILITIES		111,882	150,479
NON CURRENT			
Provisions	10	-	10,720
TOTAL LIABILITIES		111,882	161,199
NET ASSETS		494,399	453,096
MEMBERS FUNDS			
Retained earnings		494,399	453,096

The accompanying notes form part of these financial statements

FINANCIAL REPORT FOR THE YEAR ENDED 31 OCTOBER 2018

STATEMENT OF CHANGES IN EQUITY FOR THE YEAR ENDED 31 OCTOBER 2018

Note	Pre-restructuring Surplus	Accumulated Surplus	Total
	\$	\$	\$
Balance 1 November 2017	236,625	216,471	453,096
Surplus (Deficit) for the year	-	41,303	41,303
Balance 31 October 2018	236,625	257,774	494,399
Balance 1 November 2016	236,625	188,145	424,770
Surplus (Deficit) for the year	-	28,326	28,326
Balance 31 October 2017	236,625	216,471	453,096

STATEMENT OF CASH FLOWS FOR THE YEAR ENDED 31 OCTOBER 2018

Note	2018	2017
	\$	\$
CASH FLOWS FROM OPERATING ACTIVITIES		
Receipts from customers	1,971,490	1,932,712
Payments to suppliers and employees	(2,138,542)	(1,830,905)
Interest received	1,952	6,772
Net cash provided by (used in) operating activities	11 (165,100)	108,579
CASH FLOWS FROM INVESTING ACTIVITIES		
Payments for property, plant and equipment	(1,316)	(11,566)
Payment for acquisition of intangible asset	(62,500)	-
Net cash provided by (used in) investing activities	(63,816)	(11,566)
Net increase (decrease) in cash	(228,916)	97,013
Cash at beginning of financial year	489,992	392,979
Cash at end of financial year	11 261,076	489,992

The accompanying notes form part of these financial statements

NOTES TO THE FINANCIAL STATEMENTS FOR THE YEAR ENDED 31 OCTOBER 2018

1. Significant Accounting Policies

a. Incorporation

Southern Football Netball League Inc. was incorporated on 5 January 2009.

b. Basis of preparation

The financial report is a general purpose financial report that has been prepared in accordance with Australian Accounting Standards, Interpretations and other authoritative pronouncements of the Australian Accounting Standards Board and the Associations Incorporations Reform Act 2012.

The financial report of Southern Football Netball League Inc. as an individual entity complies with Australian Equivalents to International Financial Reporting Standards. Compliance with Australian Equivalents to International Financial Reporting Standards ensures that the financial statements and notes comply with International Financial Reporting Standards (IFRS).

The financial report has been prepared under the historical cost convention modified by revaluations of selected non-current assets, financial assets and financial liabilities for which the fair value basis of accounting has been applied.

The following is a summary of the material accounting policies adopted by the association in the preparation and presentation of the financial report. The accounting policies have been consistently applied, unless otherwise stated.

c. Accounting policies

i. Revenue

Affiliation fees and sponsorships are recognised as revenue on a time proportional basis.

Revenue from the sale of goods, principally comprising footballs, uniforms, equipment and records to member clubs is recognized when the significant risks and rewards of ownership of the goods have passed to the buyer and the costs incurred or to be incurred in respect of the transaction can be measured reliably. Risks and rewards of ownership are considered as having passed to the buyer upon the delivery of goods to customers. Revenues from the provision of services are recognised upon delivery of the service.

Grant revenue is recognised in the income statement when it is controlled. When there are conditions attached to grant revenue relating to the use of those grants for specific purposes it is recognised in the balance sheet as a liability until such conditions are met or services provided.

Interest revenue is recognised on a proportional basis taking into account the interest rates applicable to the financial assets

ii. Cash and cash equivalents

Cash and cash equivalents include cash on hand, deposits held at-call with banks and other short-term highly liquid investments with original maturities of three months or less.

iii. Inventories

Inventories primarily comprise stocks of football equipment and uniforms held for resale and are measured at the lower of cost and net realisable value.

iv. Financial instruments

Receivables

Trade and other receivables when initially recognised are measured at fair value, which normally approximates their nominal value. Subsequently they are measured at amortised cost using the effective interest rate method.

Payables

Trade and other accounts payable are recognised when the association becomes obliged to make future

FINANCIAL REPORT FOR THE YEAR ENDED 31 OCTOBER 2018

NOTES TO THE FINANCIAL STATEMENTS

FOR THE YEAR ENDED 31 OCTOBER 2018 (CONTINUED)

payments resulting from the purchase of goods or services. When initially recognised they are measured at fair value, which normally approximates their nominal value. Subsequently they are measured at amortised cost.

d. Property, plant and equipment

Each class of property, plant and equipment is carried at cost or fair value as indicated less, where applicable, any accumulated depreciation and impairment losses.

Depreciation and amortisation

The depreciable amount of items of property, plant and equipment are depreciated on a straight line basis over their estimated useful lives commencing from the time the asset is held ready for use.

The assets' residual values and useful lives of assets are reviewed at each balance sheet date and adjusted if appropriate. Leasehold Improvements at the Linton Street premises were written off when those premises were vacated in 2016 in preparation for the redevelopment of the Moorabbin Reserve.

The following estimated useful lives are used in the calculation of depreciation and amortisation:

Class of asset	Useful life
Computer equipment	3 years
Defibrillators	10 years
Furniture	2 years

e. Intangibles

The right of occupancy, representing payments made to date under the arrangements for the re-development of the Moorabbin Reserve, Linton Street, Moorabbin has been recognised as an Intangible Asset.

f. Employee benefits

Provision is made for the association's liability for employee benefits arising from services rendered by employees to the end of the reporting period.

Employee benefits that are expected to be settled within one year have been measured at the amounts expected to be paid when the liability is settled, plus related on-costs.

Employee benefits payable later than one year have been measured at the present value of the estimated future cash outflows to be made for those benefits.

Contributions are made by the entity to an employee superannuation fund and are charged as expenses when incurred.

g. Provisions

Provisions are recognised when the association has a legal or constructive obligation as a result of past events, for which it is probable that an outflow of economic benefits will result and that outflow can be reliably measured.

Provisions recognised represent the best estimate of the amount required to settle the obligation at the end of the reporting period.

h. Income tax

No Provision for Income Tax has been raised, as the entity is exempt from Income Tax under Division 50 of the Income Tax Assessment Act 1997.

i. Goods and services tax (GST)

Revenues, expenses and assets are recognised net of the amount of GST, except where the amount of GST incurred is not recoverable from the Australian Tax Office (ATO).

In these circumstances, the GST is recognised as part of the cost of acquisition of the asset or as part of an item of the expense.

Receivables and payables in the statement of financial position are shown inclusive of GST.

NOTES TO THE FINANCIAL STATEMENTS

FOR THE YEAR ENDED 31 OCTOBER 2018 (CONTINUED)

	2018	2017
	\$	\$

2. Profit for the year

Profit for the year has been determined after:

a. Crediting as revenue

Interest received and receivable	1,952	6,772
----------------------------------	-------	-------

b. Charging as expenses

Depreciation and amortisation	14,764	17,120
Bad debts written off against provision	-	1,640
Doubtful debts provision	10,796	71
Auditors fees	8,100	7,500
Write back of provision for long service leave	(10,720)	-

3. Cash and cash equivalents

Cash at bank	261,076	139,992
Interest bearing deposits	-	350,000
	261,076	489,992

4. Receivables

Current

Trade debtors	251,959	43,499
Less provision for doubtful debts	(21,142)	(5,246)
	230,817	38,253
Other debtors	6,926	5,831
Rental bond	2,500	-
	240,243	44,084

Non-current

Trade debtors	-	13,638
Less provision for doubtful debts	-	(5,100)
	-	8,538
Rental bond	-	2,500
	-	11,038

5. Inventories

Current

Stocks of footballs, equipment, uniforms and medals at the lower of cost and net realisable value	8,598	22,656
---	-------	--------

FINANCIAL REPORT FOR THE YEAR ENDED 31 OCTOBER 2018

NOTES TO THE FINANCIAL STATEMENTS

FOR THE YEAR ENDED 31 OCTOBER 2018 (CONTINUED)

	2018	2017
	\$	\$

6. Other Current Assets

Prepayments	5,250	4,457
-------------	-------	-------

7. Property, plant and equipment

Furniture and equipment at cost	84,810	88,114
Less provision for depreciation	(56,196)	(46,046)
Total property, plant and equipment	28,614	42,068

8. Intangible

Right of occupancy	62,500	-
--------------------	--------	---

9. Payables

Trade creditors	35,018	74,549
Other creditors and accruals	59,985	45,353
	95,003	119,902

10. Provisions

Current

Provision for employee entitlements	16,879	30,577
-------------------------------------	--------	--------

Non-Current

Provision for employee entitlements	-	10,720
-------------------------------------	---	--------

NOTES TO THE FINANCIAL STATEMENTS

FOR THE YEAR ENDED 31 OCTOBER 2018 (CONTINUED)

	2018	2017
	\$	\$

11. Cash flow

a. Reconciliation of cash

Cash at the end of the financial year shown in the statement of cash flows is reconciled to the related items in the statement of financial position as follows:

Cash at bank	261,076	489,992
--------------	---------	---------

For the purpose of the statement of cash flows, cash includes cash on hand and in banks net of outstanding overdrafts

b. Reconciliation of cash flow from operating activities

Profit (loss) from operations	41,303	28,326
-------------------------------	--------	--------

Non-cash flow items in profit

Depreciation	14,764	17,120
Doubtful debt provision	10,796	71

Changes in assets and liabilities

(Increase) decrease in receivables	(195,911)	25,761
(Increase) decrease in inventories	14,058	(8,950)
(Increase) decrease in prepayments	(793)	-
Increase (decrease) in payables	(24,899)	40,653
Increase (decrease) in provisions	(24,418)	5,598

Cash flow from operating activities	(165,100)	108,579
--	------------------	----------------

12. Commitments

a. Capital commitment

Commitments arising from the Moorabbin Reserve re-development (MRR)

Current	187,500	62,500
Non current	-	187,500
	187,500	250,000

The Southern Football Netball League Inc. (SFNL) is one of the stakeholder parties to arrangements for the development of state-of-the-art sports training, administration and match facilities at the Moorabbin Reserve, Linton Street, Moorabbin.

Under these arrangements SFNL agreed to contribute \$250,000 (plus GST) to the cost of the development of which \$62,500 (plus GST) was paid during the current financial year. SFNL will in turn receive rights for the use of an area of the proposed new pavilion for an administrative office as well as rights of access to various other facilities at the premises.

b. Equipment lease commitments

Minimum rental commitments on Office Equipment:

Due within 1 year	-	2,200
Due between 1 and 5 years	-	-

FINANCIAL REPORT FOR THE YEAR ENDED 31 OCTOBER 2018

NOTES TO THE FINANCIAL STATEMENTS

FOR THE YEAR ENDED 31 OCTOBER 2018 (CONTINUED)

13. Financial risk management

The League's financial instruments consist mainly of deposits with banks, accounts receivables and payable and leases.

The purpose of these financial instruments is to finance the League's operations.

The League does not have any derivative financial instruments.

a. Interest rate risk

The League's exposure to interest rate risk and the effective interest rate of financial assets and financial liabilities both recognized and unrecognized at balance date are as follows:

Financial instruments	Floating interest rate		Non-interest bearing		Total carrying amount		Average interest rate	
	2018	2017	2018	2017	2018	2017	2018	2017
Assets								
Cash	261,076	489,992			261,076	489,992	0.52%	0.99%
Receivables			240,243	55,122	240,243	55,122		
Total financial assets	261,076	489,992	240,243	55,122	501,319	545,114		
Liabilities								
Payables			95,003	119,902	95,003	119,902		
Total financial liabilities			95,003	119,902	95,003	119,902		
Net financial assets	261,076	489,992	145,240	(64,780)	406,316	425,212		

b. Net fair values

The aggregate net fair values of financial assets and liabilities approximate their carrying amounts.

c. Credit risk

The maximum exposure to credit risk at balance date in respect of each class of financial assets is the carrying value of those assets

14. Related party transactions

Transactions between related parties are on normal commercial terms and conditions that are no more favorable than those available to other parties unless otherwise stated

STATEMENT BY MEMBERS OF THE BOARD

Annual statements give a true and fair view of financial performance and position of incorporated association

We, Marc Gauci and Garry Cranny being Members of the Board of the Southern Netball Football League Inc., certify that -

The statements attached to this certificate give a true and fair view of the financial performance and position of the Southern Football Netball League Inc. during and at the end of the financial year of the association ending on 31 October 2018.



Marc Gauci

Signed

Dated: 19 November 2018



Garry Cranny

Signed

Dated: 19 November 2018

INDEPENDENT AUDITOR'S REPORT

TO THE MEMBERS OF SOUTHERN FOOTBALL NETBALL LEAGUE INC.

We have audited the accompanying financial report of Southern Football Netball League Inc. The financial report comprises the Statement of Financial Position as at 31 October 2018, and the Statement of Comprehensive Income, Statement of Changes in Equity and Statement of Cash Flows for the year ended on that date, a summary of significant Accounting Policies and other explanatory notes.

Board's Responsibility for the Financial Report

The Board of the League is responsible for the preparation and fair presentation of the financial report in accordance with the League's Rules, Australian Accounting Standards (including the Australian Accounting Interpretations) and the Associations Incorporation Reform Act 2012. This responsibility includes establishing and maintaining internal controls relevant to the preparation and fair presentation of the financial report that is free from material misstatement, whether due to fraud or error, selecting and applying appropriate accounting policies and making accounting estimates that are reasonable in the circumstances.

In note 1, the Board also state, in accordance with Accounting Standard AASB 101, Presentation of Financial Statements, that compliance with the Australian equivalents to International Financial Reporting Standards ensures that the financial report, comprising the financial statements and notes, complies with International Financial Reporting Standards.

Auditor's Responsibility

Our responsibility is to express an opinion on the financial report based on our audit work. We conducted our audit in accordance with Australian Auditing Standards. These Auditing Standards require that we comply with relevant ethical requirements relating to audit engagements and plan and perform the audit to obtain reasonable assurance whether the financial report is free from material misstatement.

An Audit involves performing procedures to obtain audit evidence about the amounts and disclosures in the financial report. The procedures selected depend on the auditor's judgment, including the assessment of the risks of material misstatement of the financial report, whether due to fraud or error. In making those risk assessments, the auditor considers internal controls relevant to the entity's preparation and fair presentation of the financial report in order to design audit procedures that are appropriate in the circumstances, but not for the purpose of expressing an opinion on the effectiveness of the entity's internal control. An audit also includes evaluating the appropriateness of accounting policies used and the reasonableness of accounting estimates made by the Board, as well as evaluating the overall presentation of the financial report.

We believe the audit evidence we have obtained is sufficient and appropriate to provide a basis for our audit opinion.

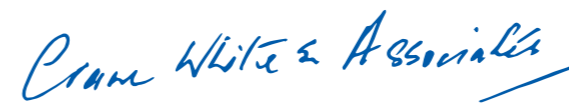
INDEPENDENCE

In conducting our audit we complied with applicable independence requirements of Australian professional ethical pronouncements.

AUDIT OPINION

In our opinion, the financial report of the Southern Football Netball League Inc., is in accordance with the Associations Incorporation Reform Act 2012, including

- giving a true and fair view of the Association's financial position as at 31 October 2018 and of its performance for the period ended on that date, and
- complying with Australian Accounting Standards (including the Australian Accounting Interpretations) and the Associations Incorporation Reform Act 2012.



Crane White & Associates



Desmond Crane

Partner

19 November 2018

2A Malcolm Road, Croydon North, Victoria, Australia

FINANCIAL REPORT FOR THE YEAR ENDED 31 OCTOBER 2018

INCOME AND EXPENDITURE STATEMENT

FOR THE YEAR ENDED 31 OCTOBER 2018

	2018	2017
	\$	\$
Gross margin on sales and provision of services		
Sales of merchandise	42,073	37,202
Records and media	4,074	537
Club insurance	3,151	2,294
Umpiring	6,129	(812)
Finals	84,067	63,687
Functions	(17,306)	(17,839)
Club and member rebates	(15,386)	(16,295)
Interleague	(32,819)	(17,053)
AFL 9's	4,532	10,162
Pre-season competition	-	11,852
Netball	22,044	21,872
	100,559	95,607
Football affiliation fees	253,450	236,185
Sponsorship	145,150	166,881
Grants & subsidies	42,949	65,132
Interest received and receivable	1,951	6,273
Other	26,041	35,564
	570,100	605,642
Administration and finance costs		
Audit fees	8,100	7,500
Bookkeeping	30,351	30,648
Cleaning	4,468	4,725
Club education and development	10,000	22,218
Computer expenses	3,212	5,742
Depreciation and amortisation	14,764	17,120
Doubtful debts provision	10,796	71
Electricity and gas	10,460	9,615
Insurance	2,553	1,935
Legal expenses	1,545	-
Office supplies	7,222	6,896
Promotion expenses	29,196	42,494
Personnel costs	355,120	367,422
Postage, printing and stationery	7,475	5,998
Rent - premises	4,000	4,000
Rental of office equipment	6,377	7,003
Telephone and communications	18,313	16,850
Web-site expenses	360	5,140
Other	4,485	21,939
	528,797	577,316
	42,303	28,326

THE SFNL WERE PROUDLY SUPPORTED BY THE FOLLOWING PARTNERS IN 2018

MAJOR PARTNERS



OFFICIAL PARTNERS



COMMUNITY PARTNERS





#OWNTHESOUTH

RSEA Park, Linton Street, Moorabbin VIC 3189
PO Box 1018 | Moorabbin VIC 3189

P: 03 9553 5644
F: 03 9553 5655



YouTube

sfnl.com.au