



SOUTHERN FOOTBALL NETBALL LEAGUE

2017 ANNUAL REPORT



OUR VISION

The SFNL will be recognised as a quality deliverer of community based sport and an organisation that conducts itself in a manner that meets the contemporary expectations and values of the communities within which it operates.

OUR MISSION

The SFNL will be a custodian and effective promoter of the code and culture of Australian Football and Netball to communities in the south-eastern region of metropolitan Melbourne.

The SFNL will effectively facilitate participation in Australian Football and Netball and assume responsibility for the local health, development and image of the game.

CONTENTS

2	Life Members
4	Hall of Fame
6	SFNL Board
10	SFNL Administration
11	Umpiring Department, Umpires Association and Independent Tribunal
12	SFNL Record and Radio Team
13	SFNL Member Clubs
14	Chairman's Report
16	CEO's Report
18	Football Operations Report
20	Netball Report
22	Media Report
24	Marketing and Partnerships Report
26	Umpiring Department Report
28	Interleague Report
30	2017 Football Grand Final Winners
32	2017 Netball Grand Final Winners
33	2017 Award Winners
36	SFNL Teams of the Year
37	Football Ladders After Round 18
40	Netball Ladders After Round 15
42	Football Best & Fairest Winners
44	Football Leading Goalkickers
46	Football Grand Finals Best On Ground
48	Netball Best & Fairest Winners
49	Netball Leading Goalshooters
50	Netball Grand Finals Best On Court
51	Football Finals Series Finishes
55	Netball Finals Series Finishes
56	Club Champions
57	Finance Report
58	Financial Report for the Year Ended 31 October 2017

LIFE MEMBERS

Southern Football Netball League

(Formerly ESCFA LTD. and SFL Inc.)

1993	K.B. Carter
1994	A. Liddell
1995	W. Gould
1997	P. Marsh
1999	S. Yeomans
2000	D. Corless
2001	D. Pitman
2002	K. Brownscombe
	J. O'Connor
	N. Kellett
	A. Goodes
2003	R. Gould
	S. Hill
2004	T. Williamson
	D. Luttrell
	J. Bennett
	L. Marshall
2006	H. Laurenson
	K. Handley
	T. Easey
	R. Bray
	I. Bennett
2008	E. Lloyd-Griffiths
2010	S. Barnes
	K. Mark
2011	J.P. Lefebure
	S. Bayes
	D. Cox
2012	D. Avery

Former ESCFA LTD.

A. Anderson
L. Williams
J. Steain
B. Quinton
W. Matthews
M. Anthony
B. Cooper
A Broadhead
M. Anderson
W. Woods
J. McMenamin
K. Stuart
H. Blackwell
K. Dempsey
J. Steven
R. Leman
R. Savage
W. David
C. Curtis
P. Hiscock
D. Blyth
A Johnstone
R. Yeomans
J. Meneilly
R. Hennessey
G. Owen
B. Hosking
K. Pemberton
D. Pignolet
J. Honey
N. Jacobs
N. McDonell
L. McKiernan
T. O'Shea

Former SESFL Inc.

(Formerly CODFL and ESFL)

1966	H. Malcolm
1967	G. McGan
1968	L. Aitken
1970	D. Dell
1974	L. Kelly
1976	J. Kenny
	J. Famularo
1977	J. Tuahn
	D. Malcolm
1978	A. Lowe
1979	F. Johnson
1980	P. Schiltz
1981	B. Hill
1983	A. McLean
1984	P. Wilkins
1985	S. Smith
1986	L. Reynolds
1987	T. Rowe
1988	B. Marriott
1989	N. Egan
1990	P. King
1991	R. Spaulding

Former SFL Inc.

(Formerly SESFL Inc.)

1992	L.R. Bailey
	G. Hunter

Former ESFL

1937	H. Jenkins
1946	A. Wadsworth
1948	R. Harvey
1949	H. Hale
1950	W. Dyer
1951	J. Edward
1952	F. Horkings
1953	G. Mottrom
1954	K. Pratt
1955	H. Milner
1956	F. Mills
1957	D. Drummond
1958	J. Slade
1959	R. Smith
1960	A. May
1961	R. Fraser
1963	H. Barnes
	L. Blackman
	H. Hope
	K. Lear
	A. Mays

Former CODFL

1938	W. Wilde
1939	A. Young
1940	E. Cameron
1941	A. Rogers
1942	C. Fitzsimmons
1943	W. Bristowe
1944	F. Clegg
1945	H. Sayers
1946	E. Clements
1947	T. Osborne
1948	F. Coates
1950	J. Ellis
1951	J. Hogan
1952	C. Barnes
1953	H. Davies
1955	F. Martin
1958	G. Randall
1959	F. Allen
1960	H. Adams
1961	P. O'Donoghue
1962	S. Le Lievre
1963	G. Rule
	W. Jeffreys
	N. Bell

Former FFL

J.W. Allnut
E. Baxter
J. Barker
J. Barker (Jnr)
J.W. Beckwith
P. Brennan
S. Brew
V. Collis
T. Connor
C. Green
H. Crowe
R. Douthie
J. Drinan
C. Fenwick
J.W. Furmedge
F.R. Hogg
J. Johnstone
F.T. LePage
H. Lyon
C. Kerr
A. Mackay
R. Merlo
D.E. Molloy
P. Molloy
L. O'Mara
H.P. Petersen
R. Phair
D. Patterson
H. Patterson
F. Pritchard
A. Rose
C. Taylor
E.F. Waddell
P. Walker
B. White

HALL OF FAME

The Southern Football Netball League Hall of Fame has been established to acknowledge and celebrate persons who have made significant contributions to the SFNL or the forerunners of the SFNL, being the Federal Football League, Eastern Suburbs Churches Football Association and South East Suburban Football League.

There are seven categories under which an individual may be considered for induction into the Hall of Fame. They are player, administrator, official, coach, umpire, media or lifetime achiever.

This year saw three outstanding contributors become the latest inductees into the SFNL Hall of Fame.



Neil Kellett
2017



Emrys Lloyd-Griffiths
2017



Daryl Pitman
2017



David Folley
2015



Ashley 'Tom' Goodes
2015



Con Gorozidis
2015



Kevan Hamilton
2015



Kingsley Ellis
2016



David Luttrell
2016



Gary Matlock
2016



Mark Seymour
2016



Bruce Hill
2015



Jim Honey
2015




Stan Le Lievre
2015



Neil Lockhart
2015



Ken Shaw
2016



Margaret Torpy
2016



Stephen Barnes
2015



Wally Beckwith
2015



Dennis Malcolm
2015



David Martin
2015



Peter Martin
2015



Jim Meneilly
2015



John Bennett
2015



Ian Birkett
2015



Bob Bray
2015



Garry Cranny
2015



Darrell Molloy
2015



Bill Ostle
2015



Rob Spaulding
2015



Ted Woods
2015

SFNL BOARD



David Coutts
Chairman



Garry Cranny
Vice Chairman



Jonathan Adams
Board Member



Marc Gauci
Board Member

David Coutts has been a member of the Southern Football Netball League board since November 2009.

David commenced as the League Treasurer in 2009 and continued with this role until 2015, when he became the League Chairman for the 2016 financial year.

He was a member of the SFNL's award-winning radio program, the Sunday Football Netball Show, for the 2015 season and stepped down at the end of the year after becoming Chairman.

He has resided in Mordialloc for the past four years and has worked in Dingley Village for 10 years, making him very aware of the footprint of the SFNL and its member clubs.

David is a qualified Chartered Accountant and has been a member of the Chartered Accountants of Australia & New Zealand since 2002.

He has worked in medium-sized suburban practices and is now a senior manager at Ashfords Accountants & Advisory in Dingley, where he has been for the past 10 years. He is the head of business advisory at Ashfords, which works closely with small and medium businesses across all industries in the south east of Melbourne to provide them with financial and strategic advice.

David is a constant at SFNL venues during the winter months and is a firm believer that community engagement commences through participation at community grassroot clubs, whether as a player, volunteer or parent.

Garry Cranny is a Life Member of the Caulfield Football Club having been the club's inaugural President from 1993 to 1999.

Garry played over 20 years and 300 games of local senior football with Glenhuntly (FFL, five years), Caulfield (VFA, nine years), Croydon (EDFL, two years) and St Kevin's Ormond (ESCFA, five years) which included eight years as a Captain-Coach in the VFA and ESCFA.

Garry joined the Board of the SFNL prior to the commencement of the 2007 season and was an inaugural inductee into the SFNL Hall of Fame in 2015.

Garry works as Manager of Sustainability for the family owned concrete and quarrying businesses based in the outer south-eastern area of Melbourne, the Yarra Valley and Bass Coast, which between them employ about 160 staff.

This follows a Federal Public Service career of 27 years and nearly 10 years as a partner and Director of an environmental consultancy business. This period included over two years as Director of a European based joint party venture based in England.

Garry is currently Chairman of the Construction Materials Processors Association (CMPA). CMPA members supply over 50% of Victoria's quarried materials and concrete to the State's construction industry.

Jonathan Adams works as an account director for the ASX listed technology company, Bulletproof.

Jonathan has a commercial background working across information technology, media and advertising, and holds a Graduate Certificate in Marketing and studied psychology at Deakin University.

Jonathan retired from football in 2009 following one season with St Pauls East Bentleigh. He is a member of the Old Melbournians Football Club, National Golf Club, Melbourne Racing Club, Victoria Racing Club and Frankston Australian Clay Target Club.

Jonathan cares about improving the quality and the sustainability of the Southern Football Netball League and creating a stronger league for generations to come.

Jonathan resides in Carnegie.

Marc Gauci has been actively involved in the administration of junior football for eight years since his two sons began playing at the East Malvern Knights in 2006. In 2013 his third child and only daughter played for the Knights in U12 Girls.

Marc initially joined the Knights committee in 2006 as Sponsorship Manager, before becoming Club Secretary in 2007 and 2008, was Vice President and Club Secretary for 2009-2013.

In 2009 Marc led the move of five WJFA clubs to the MSJFL (now SMJFL) and in 2010 joined the board of the Southern Football Netball League. He has also been the Chair of the MarCom sub-committee since 2011. Marc is absolutely passionate about providing the best experience for all that are involved in community football.

Outside of football, Marc works for Australia Post as Manager eTailing /Fulfilment. Previously, Marc was Founding Chair of the China Australia Chamber of Commerce, Shanghai 1994-1998, Vice President of the Australia China Business Council from 2001-2012 and Chair of MET3145 2005-2013.

SFNL BOARD



Athena Greenall-Wilson
Board Member

Athena Greenall-Wilson joined the SFNL Board in mid-2014.

Athena commenced her legal career in a major law firm (K&L Gates) during which time she acted for the Carlton Football Club and formed part of the Banking & Finance team. Her netball days were as a junior in country Victoria.

Athena has qualifications in law, finance and education.

During her early legal career, Athena was given an opportunity to compete as an elite athlete in Australia and Canada. Upon return to Australia, Athena continued her legal career in private practice (corporate/commercial law) and was also appointed Deputy College Head at a Monash University residential international college.

When possible, Athena also travelled extensively with an Olympic team due to her husband's role as coach, allowing global appreciation of sport and culture.

Since 2013, Athena has been Corporate Legal Counsel for various ASX listed companies, not-for-profit and private companies, specialising in corporate governance, risk, IP/IT/Data security and innovation.

Athena is a member of The Association of Corporate Counsel.



Paul Jemmeson
Board Member

Paul Jemmeson joined the SFNL Board in 2016 after a lifelong involvement in football across all levels.

Paul played approximately 300 games with Bentleigh, Seaford, Sandringham and Edithvale/Aspendale between 1986 and 2010 and is a Life Member of the Bentleigh Football Netball Club. He is the current President of Bentleigh Junior Football Club and his family is also heavily involved in football and netball in the region.

Extending on from his life in playing and coaching, Paul has participated in developing the game from its youngest level at Auskick, through juniors, to his role with the senior clubs and the League. This holistic approach has exposed Paul to the full breadth of issues facing community football and gives him the experience required to support and drive the sustainability of the League.

Paul's involvement on the Board sees him currently involved in the Football Operations Portfolio, where he has a strong passion for finding ways to better integrate older age junior players into Under 19 teams at senior SFNL Clubs. Paul sees this integration as fundamental to the sustainability of the Under 19 competition and underpinning the development of successful senior clubs.

Professionally, Paul holds the position of Principal, Planning Property and Environment with Aus/NZ company, Beca. As a Development Consultant with more than 30 years' experience in development facilitation and strategic master planning, Paul has acted for many major industrial companies such as Lion, GrainCorp and Schweppes and major aged care provider Ryman Healthcare. He has also provided strategic planning advice to a wide variety of corporate and government clients across Victoria, New South Wales and Queensland.

Paul is married and has two children actively involved in football and netball in the region.



Courtney Morath
Board Member

Courtney Morath has been actively involved in female football since 2010.

Courtney played junior footy for the Kew Rovers Youth Girls team for three years. At 18 years of age, Courtney went on to coach the club's U15 and U18 female teams. A year later, Courtney introduced female football to the Kew Football Club, becoming the first club to offer a senior pathway for women in Boroondara. Three years into their infancy, the women's side won the 2016 VWFL Division 1 Premiership.

Courtney sits on Kew's General Committee as the Female Football Manager and is actively involved in training and coaching the female players.

She joined the Southern Football Netball League in December 2015 as a member of the Women-In-Sport sub-committee. In 2016, Courtney sat on the SFNL Women's Football Working Party to establish the League's first female competition for 2017. Engaging in skills and education sessions with the League, Courtney offers practical experience in the integration of senior female football to an established club.

Outside of football, Courtney studies a Bachelor of Arts and Bachelor of Laws at Monash University and works in an administrative role with a Melbourne law firm where she has been for over five years.



Lee Norman
Board Member

Lee Norman joined the SFNL Board in 2016, taking on the role as Chair of the Finance and Administration Sub Committee in 2017.

Lee is passionate about diversity and inclusion, with a focus on sport to help bridge the gap between cultures, genders, religions and socio-economic backgrounds. Along with her Board commitments, during the 2017 season she has been involved behind the scenes using her expertise and experience in recruitment, policy development and facilitating team building workshops with the SFNL HQ team.

Lee has been actively involved in sport since her youth where she competed in many sports including AFL and netball. However, it was softball that she excelled as a player and coach at an elite level.

Via her children, Lee is currently involved with a range of junior sporting clubs and as an active member of the Mentone Adult Riding Club. She continues to enjoy competing in equestrian events along with her daughter and sister.

Lee's work sees her providing strategic and operational leadership to the Sport function of a large independent school.

She has extensive executive experience in a range of industries including finance, engineering, sport and automotive. She is an accredited Executive and Life Coach, facilitator and holds an MBA (HR).

SFNL ADMINISTRATION



David Cannizzo
Chief Executive Officer



David Jennings
General Manager -
Operations



Adam Sparrow
General Manager -
Operations (former)



Matt Grimwood
Administration
and Netball Officer



Will Hunter
Media Officer



Jess Jones
Marketing and
Partnerships Manager



Jenny Mouat
Finance Manager

Joel Lewis
Operations Intern

Tom Cousins
Operations Intern



UMPIRING DEPARTMENT

Peter Marshall
Director of Umpiring -
Football

Kim Pentreath
Director of Umpiring -
Netball

UMPIRES ASSOCIATION

Alan Manning
President

Rodd Johnson
Secretary


INDEPENDENT TRIBUNAL

Andrew Lefebvre
Chairman

Sam Hatzi
Vice Chairman

Panel Members: **Ryan Amos, John Bacon, Sharon Daly, Mark Dance, Daniel Erwin, Jim Magee, Vince Micalizzi, Gary Oram, Craig West**





Will Hunter
Editor/Division 1 Scribe

Jason Barbin
Division 2 Scribe

Andrew Paloczi
Division 3 Scribe

Jarryd McGuane
Women's Scribe

Britt Goldsmith
Under 19 Scribe

Hugh Maclean
Netball Scribe

Michael Walsh
Netball Photographer

Bruce Hill
Statistics

Ross McCulloch
League Historian



SFNL RADIO TEAM

Robert Sharpe
Executive producer

Karl Bianco
Technical director

Match of the Day

David Hampton
John Takemura
Ian Dougherty
Kevin Cummins

Will Hunter
Hugh Maclean
Mel Aitken
Luisa Marrollo

The 5th Quarter

Ian Dougherty
John Bennett
Wayne Fuller

Nothing But Net

Mel Aitken
Hugh Maclean
Ian Dougherty





CHAIRMAN'S REPORT

DAVID COUTTS

CHAIRMAN

We have reached the conclusion of the 2017 season and it has been a season of achievements.

I am extremely proud to be able to present this year's Chairman's report and furthermore, that the Southern Football Netball League continues to thrive in a very competitive environment.

This year the League was able to push forward with undertaking new innovations, whilst being able to build upon the position of consolidation from previous years.

It is a testament to our member clubs, their committees, their players and many volunteers that they continue to embrace the vision and direction set by the Board.

The introduction of Women's football was without doubt one of the highlights of the season. We had 10 teams enter the SFNL development competition, which exceeded our initial expectations. The season opener coincided with the League's season launch, with East Brighton hosting Oakleigh Districts under lights on a wonderful evening for football.

Congratulations to Murrumbeena Football Netball Club for being the competition's inaugural winners, but also well done to all of the players and volunteers for making



the season such a resounding success. We look forward to the competition expanding, as our clubs provide pathways for the explosion in girls' footy.

Inclusiveness was again one of our key pillars for the League and an integral plank of this was the Pride Round. This year we extended it from a marquee game to a League-wide themed round, and the buy-in from clubs was fantastic. This was supported by the local councils, that undertook for all 50 metres arcs to be painted in rainbow colours. St Kilda City hosted the Pride Cup game against St Pauls at the Peanut Farm, and the day included a panel of prominent people in the LGBTI community which created a greater level of awareness within our League and the wider community.

Another key pillar was club sustainability.

Last year we were able to roll out the Terry Dillon Solutions club development program to Division 3 clubs, and we are already seeing the positive impact that this is having upon clubs through increased volunteer involvement, greater sponsorship, stronger and more robust governance and social media.

Building on from this, in conjunction with the Dingley Village Bendigo Bank, we have secured funding for the program to be rolled out to all Division 2 clubs. We see this as being another key part of delivering on the strategic plan of club sustainability.

AFL Victoria has just announced a restructure of their resources to grassroots and community football. This is a definite positive for our League, that the focus of the Football Development Managers will now be less on competition and more on development, which includes increasing multicultural participation. We will make further announcements on this in the upcoming months.

After the success of last year's Interleague program, we were again fortunate to host. This year we played host to the Central Highlands at Lyndhurst, with both football and netball being on show.

In netball, coach Mel Starr and her team were unable to maintain the first quarter intensity and went down to a very physical Central Highlands outfit. Well done to all

of the girls that represented the League and we know that you gave your all. In the Under 17 match, the SFNL dominated the Central Highlands to register a very strong victory. The match showcased some of the best young talent that we have to offer and showed the stars of the future. I would like to thank Springvale District Netball Association for their assistance and involvement in providing the members for this team.

The football proved to be a successful day with victories for both our Under 19 and Senior sides. Congratulations to these teams for the way that they represented the League and also buying into the Interleague program. I think we can genuinely say that we played the Southern way - tough, hard and contested footy. We continue to climb the rankings and at this stage we are ranked 22, which means that we will have an away match against the North Central FL next year.

This year our netball competition grew to record numbers with 81 teams participating from 26 clubs. The League signed a Memorandum of Understanding with Springvale District Netball Association for the use of their Rowans Road facility for the next five years, with further options. This forms a significant step forward for the competition in being able to secure a premium venue. On the back of last year's successful coverage, we again partnered with Southern FM to provide coverage of the Division 1 and Division 2 Grand Finals. In a further increase to the exposure of our competition, a 30-minute Sunday morning timeslot on Southern FM was dedicated solely to our netball competition called Nothing but Net.

Our media team continues to do an amazing job of promoting our competition, whether it be through the weekly Match of the Round, the award-winning The 5th Quarter, Nothing but Net, The Awkward Bounce and SFNL TV, we continue to set a very high bar. To Will Hunter and the rest of the media team, well done on a fantastic season.

Our *beyondblue* Round was superbly supported by all of our clubs and the education by our community partner



continues to allow young people to get the help that they need. The guest speaker at this year's lunch was Shane Kelton, and his speech was honest, extremely raw and emotional. Furthermore, many of our clubs participated in their own fundraising initiatives in support of *beyondblue*.

We have finally seen some significant progress at the Linton Street site, with lock-up of Stage 1 nearly complete. There is an expectation that completion date will be late 2018, with the team being located here from January 2019 onwards. The League, Umpires and community will have access to one of the best sporting facilities in the country and we should be extremely proud of the involvement of the Southern Football Netball League in this. The work undertaken by League Vice Chairman Garry Cranny on this project has been nothing short

of outstanding and he continues to be a driving force for community sport.

In another recent development, two new clubs have expressed interest in joining the SFNL competition in 2018 – Hampton Park and Frankston Dolphins. A significant due diligence process was undertaken on both clubs prior to the submission of an application to AFL Victoria, from whom we are still currently awaiting approval before the clubs can be formally accepted into the SFNL. Both clubs come from different backgrounds, but we strongly believe that they will add to the fabric of the Southern Football Netball League.

It is great credit to our clubs, administration and board that we are now seen as a destination competition, but at the same time we must ensure that any new club

must be for the betterment of our existing members.

I must thank the entire Board for their contributions for the 2017 year. There are several Board members that are not seeking re-election and I thank you for your tireless work above and beyond the call of duty.

It would be remiss not to thank the entire team at headquarters for their continued contributions to the League, so to David Cannizzo and his entire team, well done on a terrific season and for continually raising the bar of community sport.

What will season 2018 bring?

David Coutts

Chairman
Southern Football Netball League



CEO'S REPORT

DAVID CANNIZZO

CHIEF EXECUTIVE OFFICER

It is my pleasure to present the 2017 CEO's Report for the Southern Football Netball League (SFNL). I thoroughly enjoy preparing this report as it allows us to reflect and celebrate the positive achievements and developments over the last 12 months.

Late in 2016, the SFNL Board and Administration conducted a strategic planning session to formalise our priority objectives for the following 12 months. The one-page, clear and concise plan that articulated our focus points can be seen in figure 1.

There has been significant momentum for each of the strategic pillars with many highlights achieved during 2017.

People

Women's football has been a wonderful initiative for the competition and the clubs which established a team in the inaugural season. Approximately 18 months ago,

the SFNL established a working party and facilitated club development workshops for clubs to provide them the best opportunity to establish women's football teams. 12 of our clubs fielded teams with 10 in the SFNL development competition and three in the regional divisions established in conjunction with the Eastern Football League and AFL South East.

Youth football continues to be a major focus for the SFNL with an acute understanding that we must keep growing the number of clubs that have junior pathways. Earlier this year we established a new working party to look holistically at the youth football area and identify strategies to grow the Under 19 competition in the near future. The early indications are this group will play a big role in the development opportunities for our clubs.

Club Health

Club viability will always be a significant focus in community sport and while overall

clubs are stronger than previous years, there is so much we want to do to lessen the club load. In a wonderful commercial partnership, Bendigo Bank Dingley Village increased their investment to the SFNL this year, with 100% of those funds allocated to the Terry Dillon Solutions club development and sustainability program for all Division 2 and 3 clubs. The program was well received by the Division 3 clubs and following some good progression, we were determined to roll out the program across Division 2 also.

In a deliberate initiative to stay in close contact with our clubs, I personally met with the club presidents over the last 12 months. It has been a valuable and insightful activity, and having done so in an informal manner, it allowed the agenda and discussion to go in whatever direction is necessary. I thank the club presidents for their generous time and their openness, as it has allowed us to use the content for League progression.

Strategy on a page

Innovation, collaboration and fortitude in the South

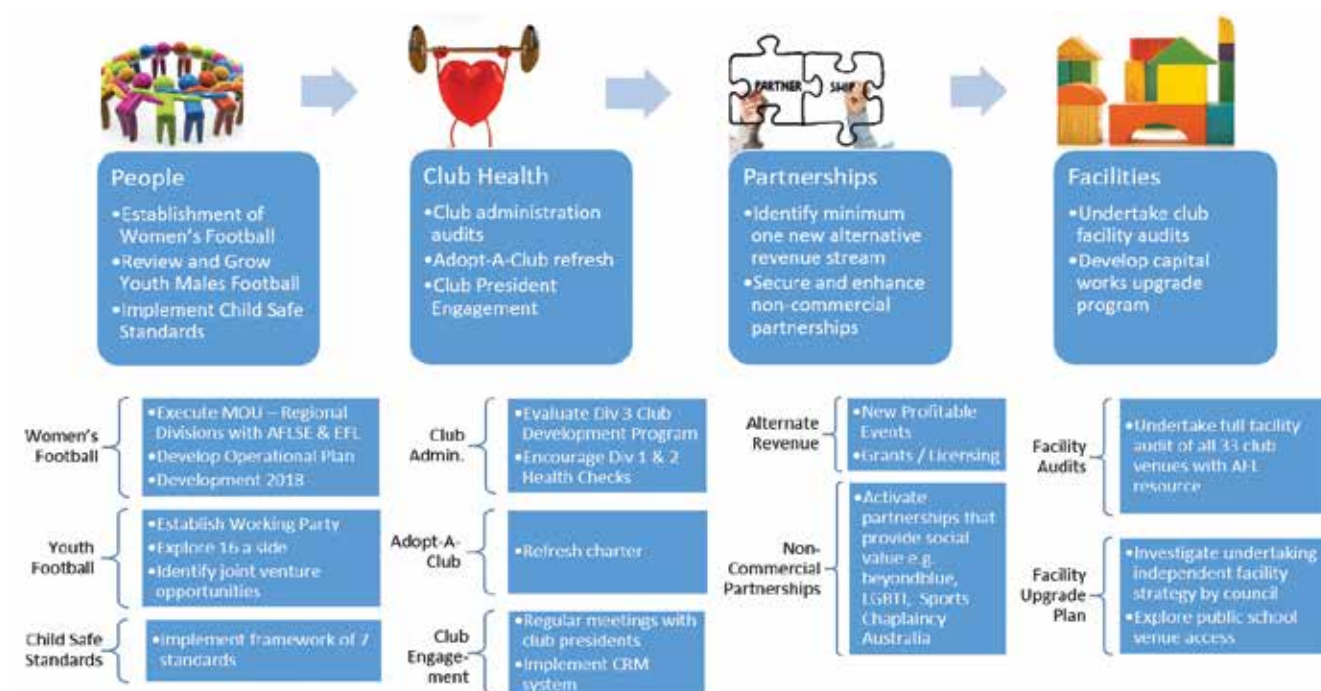


Figure 1 – SFNL Strategic Plan 2017.

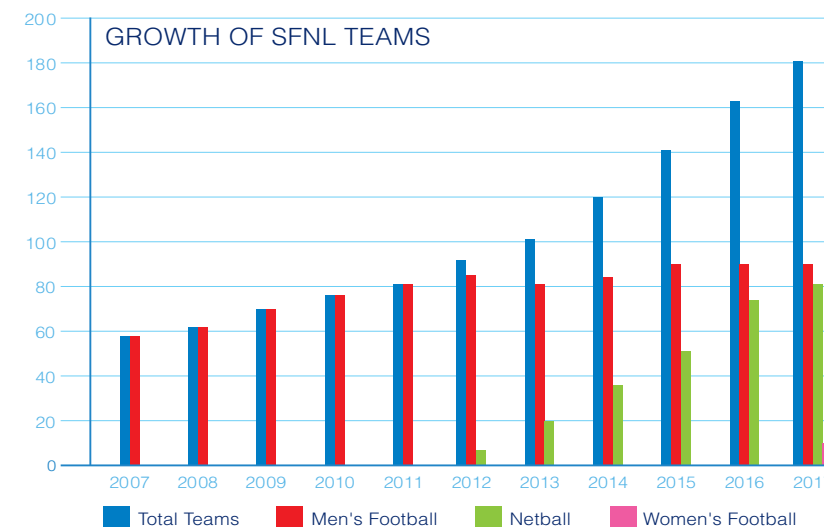


Figure 2 – SFNL Team Growth

Partnerships

In what has been a League objective for the last few years, generating new and alternative revenue has been a worthwhile focus for the SFNL. The whole purpose is to lessen the reliance on finals football income and prevent a situation where the SFNL have no choice other than increasing club fees to finish in the black. This year that objective was tested as we had a cold and rainy finals series that affected gate takings, which were 9% below budget. Pleasingly, we were able to absorb this shortfall as we had generated new revenue from initiatives including the pre-season night competition (Seymour Law Cup) and securing government grants for League activities such as establishing women's football.

Community initiatives continue to promote the fun, safe, fair and inclusive organisation that we are. The SFNL were the first sporting association in the country to have a dedicated themed Pride Round that celebrated diversity, equality and inclusion in our competition. The Pride Cup marquee match was between St Kilda City and St Pauls, supported by a cocktail luncheon where special guest speakers cultivated a large group of guests. The SFNL also continued its wonderful community partnership with *beyondblue* through a dedicated round with marquee football and netball matches. This was strongly supported by majority of clubs through the purchasing of *beyondblue* blue socks and their own fundraising activities, which resulted in over \$12,000 being donated to *beyondblue*.

Now in its third year, the Hall of Fame, which was established to acknowledge

and celebrate persons who have made significant contributions to the SFNL or the forerunners, had three new people inducted. These were Southern League stalwarts in Daryl Pitman, Neil Kellett and Emrys Lloyd-Griffiths.

The League has continued its association with existing partners and welcomed many new partners in 2017. Our partners are so important to the League and we sincerely thank them all for their support, particularly our major partners in Beiersdorf, Blackchrome Sportswear, Leader Newspapers, Sandown Greyhound Racing Club and Gameday Mouthguards.

Facilities

Without appropriate amenities, it is going to be very hard for our member clubs to continue to attract new participants to the sport offerings of men's and women's football and netball. In what was a wonderful effort, all 34 SFNL club venues were comprehensively audited and a consultant was engaged to commence the process of analysing the data.

In a project that is collaboratively being facilitated by AFL Victoria, South Metro Junior Football League, Councils and the SFNL, the outcome will be a facility strategy for the entire Melbourne South region that will prioritise facility development by council region. The facility strategy will provide clear recommendations for the development of Australian Rules football facilities across the region, including an understanding of current and future demand, recommendations for new facilities and increasing the effective use of existing facilities.

Competition Growth

Competition growth continues to be extremely solid, particularly with the new offering of women's football that saw a 10-team women's development division created. Our netball competition continues to steadily increase, from 74 teams last year to 81 teams in 2017. We had our first year of the implemented operations strategy for netball and this provided our fraternity a lot more certainty on how the competition was to be run. Figure 2 above presents a very strong message for the SFNL.

Representative Football

Representative sport continues to be something the SFNL is very passionate about. To secure another Senior football win, this time against the Central Highlands Football League, was a wonderful feather in our cap. Again, we were offered the entitlement to host at the premium facility at Lyndhurst and we were able to facilitate Senior and Under 19 football matches, along with Senior and Under 17 representative netball matches. Wins were secured by the Under 17 netball team, which was represented by the Springvale & District Netball Association, the Under 19 football team for our first ever representative win for this group, and the Senior football team, which went back-to-back.

The entire SFNL team is made up of employees, honorary positions and many volunteers that makes the whole organisation operate. I thank all the hardworking people that do whatever needs to be done to deliver exceptional results.

To all club presidents and their committees, including the SFL Umpires Association, I thank you for your continued partnership approach with the SFNL.

To all the 2017 football and netball premiers and individual award recipients, on behalf of the entire SFNL we extend our congratulations to you all.

Thank you to all clubs for yet another wonderful football and netball season and we look forward to working closely with you again in 2018.

David Cannizzo

Chief Executive Officer
Southern Football Netball League

FOOTBALL OPERATIONS REPORT



DAVID JENNINGS

GENERAL MANAGER - OPERATIONS

The Southern Football Netball League provided another terrific season by showcasing some great football and highly skilled contests across all three divisions.

I would like to start by acknowledging the incredible work and invaluable contributions from the people who make up our SFNL community. Firstly, thank you to all volunteers for your unwavering support, many hours and at times thankless efforts in ensuring the smooth and successful running of the League and your respective clubs. You are the collective fabric of our sport and the southern region.

I would also like to acknowledge the incredible work of my predecessor, Adam Sparrow, who led the operational requirements of the League over the past three years as General Manager – Operations. I wish Adam all the very best in his new role with the Western Region Football League.

Competition Growth

In 2017, the SFNL provided the opportunity for 4,293 registered participants to play in organised community sport. Overall, team numbers in football grew by 10.4% this year and now sits at 100 teams across 34 Member Clubs. As outlined below, the League has enjoyed continual growth over the past 10 years, and with the addition of the inaugural season of Women's football this year, we expect this narrative to continue.

Women's Football

The work to establish a Women's football competition in the SFNL commenced early in 2016. This included the formation of a working party made up of current SFNL Board Members, SFNL Administration, SFNL Female Football Project Officer, AFL Victoria, the South Metro Junior Football League, local council, SFNL Member Clubs and VWFL clubs to steer this initiative. The working party was chartered with the objective to adopt a strategic view to lead cultural change and develop clubs in preparation of the 2017 season.

This year saw 12 SFNL Member Clubs and over 450 participants compete for the first time in women's football. Congratulations to the Murrumbidgee Football Netball Club

for winning the inaugural SFNL Women's Development League premiership, and to all teams for making our first year a remarkable success. I thank the SMJFL and St Kilda Football Club for supporting the inaugural SFNL Women's Grand Final with the Under 12s Interleague Girls playing a showcase game at half-time.

Women's football in season 2018 promises to be bigger and better. With the key learnings of this year, coupled with the development work facilitated by SFNL Project Officer, Chyloe Kurdas, the League is positioned to grow the competition and the standard of women's football next year. I thank Chyloe for her support of the SFNL and wish all Member Clubs hoping to establish a women's team in 2018 all the very best.

Player Points

The 2017 season marked the second year of the state-wide Community Club Sustainability Program (CCSP) and Player Points System (PPS) for all senior grade competitions. Each senior player is allocated a points value between one and six, which is determined by the level of football that player has played over the previous three seasons. Each senior team in the SFNL was allocated a weekly points cap of 48 for the season. The table on the following page outlined the averages for all senior teams by division in 2017 (See Figure 1).

Umpiring

The success of any community sporting organisation lies in the quality of its people. The SFNL is fortunate to enjoy the support, loyalty and commitment demonstrated week in and week out by our umpiring community. Umpires are essential to our game and it is not an easy task meeting the demand of season made up of 970 football matches being played across all divisions in our League. To achieve this, the SFNL saw a total of 292 umpires officiating matches this season made up of 112 field, 118 boundary and 62 goal umpires. This year we also welcomed 102 new umpires to the League.

The amount of work outlined above would simply not be possible without the dedication of key leaders within the

umpiring community. Peter Marshall, in his second year as SFNL Director of Umpiring, maintained the momentum of developing young talent in our League underpinned by his positive coaching philosophy. Out of the 68 field umpires that officiating a senior match, 22 of those umpired a senior game for the first time. Furthermore, 52% of the SFNL field umpires are under the age of 24. The long-term plan in continuing to raise the standard of umpiring and develop young umpires is on track. I would like to acknowledge the work of Peter Marshall and the entire coaching team and thank them for all their efforts in a successful 2017.

The relationship with the SFL Umpires Association (SFLUA) is incredibly strong. The SFLUA is exceptional in providing an inclusive and safe environment for our participants. This is reflected in the positive and energetic atmosphere amongst the group and the strong attendance at training throughout the season. To Alan Manning and Rodd Johnson, along with the SFLUA



2017 SFNL Total Team Points Average

Competition	Competition PPA Average	Club	Ladder Position	Lowest PPA	Highest PPA	PPA Average
Division 1	37.47	Bentleigh	4	27	39	33.05
		Cheltenham	6	37	48	40.44
		Clayton	10	28	39	33.67
		Dingley	1	27	31	28.1
		East Malvern	5	42	48	45.47
		Mordialloc	2	37	44	41.24
		Oakleigh District	7	39	45	41.61
		Port Melbourne	9	25	37	32.56
		St Kilda City	8	40	48	46.06
Division 2	37.86	St Pauls	3	30	36	32.5
		Caulfield	3	35	44	39.95
		Chelsea Heights	1	32	38	34.95
		East Brighton	7	34	45	39.83
		Hampton	9	40	48	44
		Heatherston	11	39	45	42.06
		Highett	8	29	35	31.33
		Keysborough	2	33	43	38.38
		Mount Waverly	6	31	40	37.67
Division 3	36.2	Murrumbidgee	4	29	38	32.55
		Skye	5	31	36	33.05
		Springvale Districts	10	40	45	42.72
		Ashwood	2	33	44	38.6
		Black Rock	5	29	40	35.21
		Carrum Paterson Lakes	10	24	32	28.5
		Dandenong	12	31	42	37.28
		Doveton	4	32	48	42.09
		Endeavour Hills	3	27	34	29.43
		Hallam	1	37	44	39.65
		Lyndale	7	34	42	38.17
		Lyndhurst	8	37	43	39.67
		Moorabbin	9	37	47	41.83
		Sandown	11	23	48	33.61
		South Yarra	6	27	35	30.39
		League PPA Average				37.14

Figure 1: Senior team averages in 2017

committee, thank you for your leadership and commitment this year and wish you all the very best for season 2018.

Representative Football

2017 marked the second year of the Worksafe AFL Victoria Community Championships. In May, we competed in representative matches against Central Highlands Football Netball League in Senior and Under 19 Football.

On the back of last year's drought-breaking victory over Ellinbank, the SFNL entered the 2017 Worksafe AFL Victoria Community Championships confident of improving our ranking. The Senior Football Interleague team defeated Central Highlands by a memorable four points, with the win moving the Southern League up to 22nd in AFL Victoria's official rankings.

The success of the program would not have been possible without the coaching team and support staff. We would like to thank Senior Coach Ben Lockwood, Assistant Coaches Brad Collins, Steve Kidd and

Tony Lavars, Selector Wayne Fuller and Team Manager Gerard Chadwick for their services and commitment to the SFNL Interleague program.

The Under 19 Football Interleague team were too strong against a tough Central Highlands outfit and cruised to a 35-point victory. Southern's class and ability to gel together from the get-go was the difference in this match and the result will go down as a monumental achievement for the prosperous 19s, as their greatest football endeavours only begin. Head Coach Nathan Harris again took the reins and implemented another highly professional program. Nathan was assisted by Lachlan Batt, James Cullen, Peter Freeman and Wayne Herbstreit and we thank them for their insight and commend them on a fantastic program.

A special thank you to the Oakleigh District Football Club for their support of the Interleague program and to the Lyndhurst Football Netball Club for hospitality in

hosting another fantastic event. Thank you to all Member Clubs for buying in and continuing to support the concept.

We look forward to seeing what the 2018 program has in store – the early indication is that a road trip to battle a country league is likely.

Finals

September is the perfect time to commence a role in football as it coincides with the start of the most exciting part of our game – the finals. The pleasing thing to highlight here is that 26 out of 34 Member Clubs competed in finals from six Divisions and nine grades. Over 126 matches were played at five host club venues over five weeks.

A tremendous amount of detail and preparation goes into delivering a successful final series. On behalf of the League, I would like to thank the following host clubs and volunteers that worked tirelessly over the course of the finals –

- Cheltenham Football Netball Club
- Clayton Football Netball Club
- Doveton Eagles Football Netball Club
- Keysborough Football Netball Club
- Springvale Districts Football Club

A lot of work over many years is required to win a premiership, so to win three in a row is understandably an exceptional feat. Congratulations to Colin Craney and Shane Morwood of the Dingley Football Netball Club for achieving this with their third successive SFNL Division 1 premiership. By extension, congratulations to all clubs that were ultimately successful in 2017.

In closing, I would like to thank the Board for welcoming me to the SFNL family and for their support throughout my induction to League. To the SFNL team and my colleagues David Cannizzo, Matthew Grimwood, Will Hunter, Jess Jones, Jenny Mouat, Tom Cousins and Joel Lewis, congratulations on another successful year with many milestones and achievements to be proud of. Your support in my transition to the SFNL was incomparable and I sincerely thank you all for that.

To all the committees and wonderful volunteers who contribute so much to your club and our competition, thank you once again for your all tireless efforts this year and I look forward to an exciting 2018.

David Jennings

General Manager - Operations
Southern Football Netball League



NETBALL REPORT

MATT GRIMWOOD

ADMINISTRATION AND NETBALL OFFICER

Southern netball experienced another memorable and enjoyable year in 2017 with the League again undergoing a substantial growth in its number of netball teams fielded in the open divisions. The 2017 season saw 81 teams take the court (up from 74 teams in 2016) competing across eight divisions.

26 of the SFNL's 34 Member Clubs were represented on the courts and we expect this to grow in 2018. As our netball competition is continuing to expand, I would like to personally welcome the clubs who took to the court for the first time in 2017 – Hallam and Aspendale.

Early in 2017, the SFNL implemented several new initiatives that took place over the season, including the introduction of licensing and purchasing of SFNL branded netballs for all SFNL clubs, which came about after consultation with netball coordinators in 2016. We also established

and sourced a new netball-specific partner (Laser Clinics Australia) to provide the weekly Netballer of the Day and Netballer of the Year Awards and reappointed a netball journalist to comprehensively review and preview every division of every round throughout the season. The editorial pieces were shared in the weekly SFNL Record, website and on social media. I would like to personally thank Hugh Maclean for his fantastic netball coverage throughout the 2017 season.

In line with the AFL Victoria Community Championships, one SFNL Netball Interleague team (Senior) and one Springvale & District Netball Association (SDNA) representative side (Under 17) ventured to Marriott Waters Reserve, Lyndhurst, to compete against a strong Central Highlands Netball League.

Unfortunately for the Senior girls the result did not go our way, but the SDNA Under

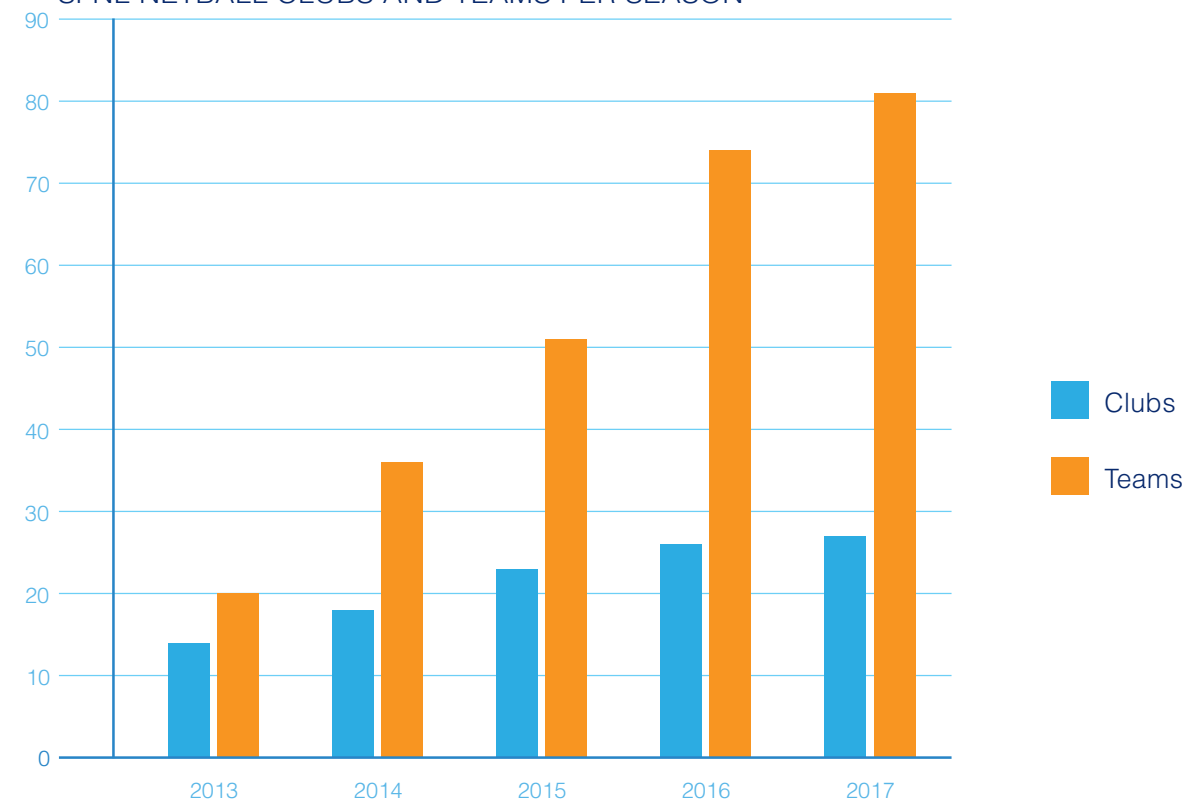
17 team secured a comfortable 11-goal victory to claim our only representative netball trophy for the day. Special mentions must go to our Best on Court players; Chloe Ballard (Senior) and Annalise Flarve (Under 17).

We must also acknowledge the work of the program's head coach Melanie Starr, who was assisted by Sophie O'Shea. The duo brought a high level of experience and professionalism to the program, something which we will be building on again for 2018. I must also make special mention and pass on our thanks to SDNA Under 17 coach, Jacqui Hellard.

One of the challenges we faced in 2016 was the Saturday afternoon 2:40pm timeslot. As a League, we engaged in our most thorough process in obtaining feedback from clubs (Voice of the South – Operations survey) and from there we outlined a netball operations strategy for the



SFNL NETBALL CLUBS AND TEAMS PER SEASON



next five years (2017–2021). With this came the commitment to promote premiers and only relegate the bottom team as a starting point for grading, with the aim of fielding 8–10 teams in each division, and the flexible game time schedule. This provided predictability for club volunteers managing their team(s). We also introduced a Netball Grading Policy to provide predictability and direction for both new and established teams.

Despite the poor weather, over 800 people attended the Rowan Road courts over the course of the Grand Final afternoon to experience some of the best matches of the SFNL season. In terms of results, the premiers were Keysborough (Division 8), Oakleigh District (Division 7), Heatherton (Division 6), Caulfield (Division 5), Dingley Gold (Division 4), Dingley (Division 3), Heatherton (Division 2) and Heatherton Black (Division 1). The Division 1 and Division 2 games were again broadcasted on 88.3 Southern FM.

In another exciting new media initiative, a brand new half-hour netball radio program, Nothing But Net, was established

to increase our coverage of the SFNL Netball competition, and ran as the lead-in to The 5th Quarter on Southern FM. We must thank the entire media team for their tireless efforts in promoting SFNL Netball throughout 2017, and in particular Melodie Aitken (Nothing But Net host) and Robert Sharpe (Executive Producer).

As a result of the administration team's hard work, The SFNL was announced as one of the winners of the 2017 Australia Post One Netball Community Awards for our work in creating a safe, inclusive and welcoming environment through the game of netball. The League was also shortlisted for the Outstanding Large Association/League of the Year Award and Inclusive Netball Community of The Year Award which were presented at the Netball Victoria Community Awards in October. Unfortunately, the SFNL did not win either award, but it was nevertheless great recognition for all involved in the League.

The SFNL administration would like to acknowledge the Springvale & District Netball Association for their continued support of the netball program. The growth

of our strong and healthy relationship was reflected this season with the signing of a new Memorandum of Understanding to establish a partnership to provide security and certainty for both organisations moving forward. Special mention must go to SDNA President Julie Pool, Umpire Manager Kim Pentreath, Umpire Administrator Jenny Thomas, Court Supervisor Lyn Wilkosz and the entire SDNA team for the support provided behind the scenes at the Rowan Road Netball Complex on game days. The competition continues to flourish with their ongoing support.

Finally, I would like to acknowledge all those people who worked either in a club committee position or in any volunteering role at clubland in 2017 and would like to thank you all for your ongoing support. Enjoy the off-season and we'll see you all in 2018!

Matt Grimwood

Administration and Netball Officer
Southern Football Netball League



MEDIA REPORT

WILL HUNTER

MEDIA OFFICER

Last year was a resounding success for the SFNL from a media perspective, and season 2017 was about consolidating that great work and further raising the bar in terms of producing entertaining and engaging content for our ever-expanding audience. Again, a particular focus was placed on the digital sphere, with our social media channels continuing to experience large growth in its reach and following.

It would be remiss of me not to firstly touch on the external recognition the League received for its efforts and ground-breaking initiatives last year. The 2016 AFL Victoria Community Media Awards in mid-December saw the SFNL take home three gongs – Best Use of Online Media – Technology (The Awkward Bounce), Best Football Radio Show (The 5th Quarter) and Best Football Record Column (Front & Centre – Division 1 Preview) – which was the most of any football competition in Victoria. This was not only a wonderful result for the SFNL, but a tremendous reward for the efforts of our dedicated and hard-working media team.

Media Day

Following its successful institution in 2016, the Media Day was elevated to another level this year and established itself as a key date in the SFNL's events calendar.

Held at League partner Atura Dandenong in late February, the event was attended by football representatives from all 33 senior clubs, as well as numerous netballers and women's footballers, throughout the day to record various media initiatives. The venue's adjacent function rooms allowed for the participants to easily rotate between the media stations, which included portrait photography, promotional filming, social media filming and print interviews/radio voice overs.

Additionally, five of the 2015 SFNL Hall of Fame inductees attended the event to film a tribute video to celebrate their career and achievements. All up there were more than 125 participants on the day, a significant jump from the 37 that attended the inaugural event the previous year.

Like last year, a plethora of engaging multimedia content was banked on the

day and subsequently rolled out across all media platforms – website, social media, Record and radio – throughout the season, greatly boosting our online presence.

Many thanks are extended to the staff at Atura Dandenong and the SFNL administration team for their assistance in ensuring the event was run seamlessly and professionally from start to finish, and also to all 33 clubs for their buy-in and support.

Social Media

Social Media growth remains the League's biggest focus from a media perspective, as it provides the most engagement opportunities for our members and supporters. According to 2017 Voice of the South data, Facebook was overwhelmingly chosen as the preferred channel by which respondents connect with the SFNL, significantly ahead of the SFNL website and email correspondence. This data further underlines the medium's importance to the League's communication strategy.

Pleasingly, since the start of year, we have recorded significant growth in all of our three main social media channels, Facebook, Twitter and Instagram. Of the three, Facebook experienced the largest boost in following this season with a 25% increase in likes since the beginning of March, and facilitated plenty of opportunities for fan engagement through entertaining weekly social media videos. The majority of these videos – Mouthguard Challenge, Never Have I Ever and the second season of The Awkward Bounce – were filmed at the League's Media Day and showcased the unique personalities and characters that exist within all SFNL clubs. All up, these short social media videos attracted an average of nearly 3500 views per episode with an average Facebook reach of more than 10,000 people.

SFNL TV, meanwhile, provided a weekly recap of the SFNL Match of the Day highlights and coverage of League and club events and initiatives, and had a total viewership of more than 65,500 across the 26 episodes.

Additionally, social media videos were used as a tool to raise awareness of several important events and initiatives, including

beyondblue Round, Hall of Fame and Multicultural Round. The League's inaugural Pride Round had a particularly significant social media presence in the lead-up, with several video interviews with key members of the LGBTI+ community not only providing high-profile support for the initiative, but also explaining the wide-ranging impacts of the event within in the community.

Pride Round also saw the SFNL embrace the new social media phenomenon Snapchat, with a special filter specifically created for the Pride Cup event at the Peanut Farm. The initiative, as well as the accompanying hashtag #SFNLPride, was widely embraced by the community and further enhanced its overall reach.

Social Media Statistics

Facebook: 6214 likes
(+1309 since January 2017)
Twitter: 1545 followers (+495)
Instagram: 1254 followers (+204)
**Statistics as at November 1, 2017*

Website & Print

The SFNL's official website, sfnl.com.au, continues to be an important platform for League information and resources. Engaging news articles and other written content, produced by the SFNL's team of dedicated print journalists, is uploaded to the website almost daily in season, and story links are posted to social media feeds to assist in driving traffic back to the website. As a result, nearly 605,000 page views and 117,000 unique users were recorded during the season, which represents a 60% increase on 2016 figures and further highlights the community's appetite for local football and netball coverage.

Many of these written articles, including the weekly Round Reviews/Previews, are also printed in the SFNL Record, which is still regarded as one of the best local football publications in Victoria and a popular part of the SFNL match day experience. Additionally, weekly coverage of the SFNL's football and netball competitions were featured in the local press, including the various Leader newspaper titles, bringing



awareness of the League to a greater audience.

The SFNL is currently in the process of redesigning its website with the assistance of SportsTG, which will not only provide a more user-friendly experience for visitors on mobile devices, such as smartphones and tablets, but also increase opportunities for partner integration and promotion.

Radio

In late 2016, a radio workshop was undertaken to help set strategic objectives and determine KPIs for the team. As a result, a Radio Charter was established which has guided our decision-making and helped us deliver upon key measurables.

From a programming perspective, the SFNL established a brand new Sunday netball show, *Nothing But Net*, which ran as the lead-in to *The 5th Quarter* on 88.3 Southern FM. The half-hour program was

initially anchored by Ian Dougherty, before co-hosts Melodie Aitken and Hugh Maclean took the reins midway through the season. The show's establishment, in addition to the live call of the Netball Division 1 and 2 Netball Grand Finals, was a further demonstration of the SFNL's commitment to netball coverage.

In another exciting first, the team also called three matches from the inaugural women's football season, including the season launch match under lights and the Grand Final. Several SFNL women's players, including East Brighton's Luisa Marrollo and Lyndhurst's Kelly Baker, were given the opportunity to dip their toes into the waters of live broadcasting, which also provided female voices to the call. SFNL Netball commentator Melodie Aitken and SEN's Brett Phillips assisted with the call of the Women's Grand Final, while SFNL Women's Football scribe Jarryd McGuane

provided special comments for the season launch match.

I sincerely thank Executive Producer Robert Sharpe and Technical Director Karl Bianco for their outstanding contributions in getting our radio products to air each week, as well as President Cameron Heyde and the team at 88.3 Southern FM for their support.

I would like to conclude my report by conveying my sincere gratitude to the wonderful team of hard-working journalists, broadcasters, photographers and videographers for their outstanding efforts this season. Your contributions have helped enhance the SFNL's reputation as one of the leaders in community football and netball media and I look forward to working closely with you all again in 2018.

Will Hunter

Media Officer
Southern Football Netball League

MARKETING AND PARTNERSHIPS REPORT



JESS JONES

MARKETING AND PARTNERSHIPS MANAGER

Having started in this role in March, I've now gone through a full season of footy and netball and have thoroughly enjoyed working with the team at HQ, our clubs and our partners in that time. This year we held a range of events, themed rounds and partner initiatives with a great response from our community.

Voice of the South

The SFNL launched the Voice of the South initiative in 2016 to continue to evolve the League with a series of fan engagement surveys to various stakeholders. The surveys featured a wide range of questions covering different topics and was broken down into four short surveys delivered over a four-month period.

With VOTS now in its second year, we had an increase in survey respondents providing their feedback on various areas within the League, with survey topics covering Football & Netball Operations, Engagement, Club & League Management and Match Day.

We had an overwhelming response to our surveys from football and netball players, officials, umpires and other SFNL

stakeholders with over 2,000 completed surveys. The results have so far been of great benefit, and will continue to help the SFNL's ongoing vision to remain a strong, successful and sustainable League and provide players, supporters and officials with the best possible football and netball programs.

The League has already implemented some changes based on the survey feedback in areas such as the website, social media content, Record and communications with our clubs. The results have also aided the League and member clubs in providing data to Councils to assist with grants and the future of our grounds.

The SFNL is continuing to analyse this data with the view to making further improvements in 2018.

Community Partnerships & Events

beyondblue Round

The League believes the partnership of community groups and charities is imperative to the health and welfare of our players, officials, umpires and indeed all stakeholders. It's for this reason the SFNL

decided to strengthen its relationship with community partner *beyondblue* through a League-wide themed round.

beyondblue Round was held on the weekend of July 1-2, with the marquee *beyondblue* Cup match played between St Pauls and Bentleigh. The combined results from each of the two clubs' Division 1 Senior and Reserve football, and Division 1 and 5 netball clashes determined the overall winner of the *beyondblue* Cup, with St Pauls ultimately claiming the silverware. A fundraising luncheon was also held at McKinnon Reserve and featured *beyondblue* Ambassador Shane Kelton, who spoke about his experiences with mental health issues as well as the importance of having the support of community sporting organisations.

The weekend also saw several clubs host their own *beyondblue* events and initiatives to raise awareness and funds for this organisation and the important work that they do. In addition to these club events, the League also organised SFNL and *beyondblue* co-branded blue socks. Clubs purchased these socks for their football and netball teams to wear over the weekend, with all proceeds raised from their sale going to *beyondblue*.

Through the incredible contribution of the SFNL and its clubs, we were able to raise over \$12,000 for *beyondblue*.

Pride Round

The SFNL became the first community football league in Australia to celebrate diversity and inclusion with a dedicated League-wide Pride Round on August 11-13.

As part of the celebrations, every one of the 20 football grounds in use over that weekend featured rainbow 50 metres arcs painted on them, while every senior footballer (both men's and women's) and every netballer took to the field or court with rainbow laces in their boots or runners.

All up, close to 4000 participants from over 100 football teams and 32 netball finals teams took part in these celebrations, in what was a tremendous show of solidarity with the LGBTI+ community.

Meanwhile St Kilda City FNC hosted a social function at the Peanut Farm on the Saturday afternoon before their senior football clash with St Pauls for the annual Pride Cup. The Minister for Equality Martin Foley, LGBTI+ advocate Jason Ball and AFL legend Russell Greene were just a few of several high-profile guests at the function, and they all spoke of the importance of inclusion and diversity, the impact of homophobia in sport and the topical issue of marriage equality.

The League's landmark Pride Round came after the overwhelming success the 2016 Pride Shield match between St Kilda City and St Pauls, which prompted the League to formally include the LGBTI+ community in its social charter earlier this year. The SFNL also received widespread external media coverage for the historic event, including a full-page story in The Sunday Age.

St Pauls ultimately took home the Pride Cup with a hard-fought 13.13 (91) to 11.7 (73) victory over the Saints.

Partnerships

The League continued to maintain and grow their partnerships with businesses and services we felt would provide great synergy with the League and its stakeholders.

Pleasingly, we had the overwhelming majority of our 2016 partners continue their alliance with us again this year, while we also welcomed new partners Atura Dandenong, Coca Cola Amatil, Laser Clinics Australia, Molson Coors, Seymour Law and United Petroleum to the fold ahead of the 2017 season.

The SFNL also greatly appreciates the continued support of our major partners Blackchrome Sportswear, Sandown Greyhounds, Beiersdorf/Elastoplast and Leader Newspapers.

Partner Activations

The SFNL aims to continually maximise integration opportunities for partners to better deliver returns on their investment. To achieve these results, new and innovative campaigns that deliver on fan engagement, club benefit and digital integration are increasingly important.

In 2017, our partner activations strategy allowed for better engagement between our partners and SFNL stakeholders through themed rounds, branding of our digital content and naming rights to our football competitions, among other initiatives.

Our football Interleague program was also well supported by our partners, with each representative player receiving a special player kit bag filled with useful products from partners.

The SFNL will continue to develop new and exciting ways to seamlessly integrate League partner activations into existing operations and digital content in 2018 and beyond.

Jess Jones

Marketing and Partnerships Manager
Southern Football Netball League



The SFNL would like to acknowledge and thank the following partners for their support in 2017:

Major Partners

Beiersdorf/Elastoplast
Blackchrome Sportswear
Gameday Mouthguards
Leader Community Newspapers
Sandown Greyhound Racing Club

Official Partners

A-Grade Club Supplies
Atura Dandenong
Bendigo Bank Dingley Village
Bentleigh RSL

Casella Family Brands
Club Warehouse
Coca-Cola Amatil
Grant Professionals
Insurance 4 Footballers
Ivan's Pies
Laser Clinics Australia
Molson Coors
MultiSkills Training
NF Comms
Pinnacle Health Clubs
Red Onion Creative
SAS Security
Seymour Law

Sporting Fine Art
Sportlines
Top Notch Trophies & Promotions
TWP
United Petroleum
Woodlands Golf Club

Community Partners

beyondblue
Sports Chaplaincy Australia
Victorian Responsible Gambling Foundation
88.3 Southern FM

UMPIRING DEPARTMENT REPORT



PETER MARSHALL

DIRECTOR OF UMPIRING

As the 2017 football season draws to a close, I take a deep breath and reflect upon my second year heading up the Umpiring Department within the SFNL.

Coming off 2016 a season of change, with a new coaching group, structures and style of umpiring, we entered 2017 with great anticipation and desire to build upon a successful preceding year.

Our numbers were again strong – in excess of 300 on our list – and we managed to continue our strong relationship with the SMJFL. Our base at Bricker Reserve has proved to be adequate, however we look forward to an exciting future come late 2018 or early 2019 with the Moorabbin Reserve complex coming on line. It will prove to be a wonderful recruiting tool for Umpires and staff alike.

Although challenged at times with unavailability and injury, we still managed to fulfil our obligations and provide creditable performances on boundary, goal and field through nine divisions of football.

The establishment of the SFNL Women's competition in 2017 certainly stretched us, however it gave an opportunity for more umpires to taste a different style of football and I'm sure the competition will continue to grow.

Our female participation continues to grow and we welcome new umpires of all ages, genders and backgrounds to come down and try the world's best kept secret.

No doubt numbers, VFL pathways, championship games, etc. are all insular considerations, as I'm fully aware clubs are only concerned in having the best umpires adjudicate fairly and diligently week in, week out.

Through 2017 we have seen 236 three-umpire games in the field, which has bought a cleaner, fairer, safer and better standard of football to the SFNL.

The football environment has changed, and it encourages umpiring as a sport and an integral part of our game – a far cry from being frowned upon and the "us against them" mentality that generally prevailed in the 70's, 80's and early 90's.

Our best recruiting ground continues to be the clubs, whether it be ex-players, juniors

and or even parents, brothers and sisters. And just like clubs, the umpiring fraternity shares similar challenges and issues on a daily and weekly basis.

I can assure the football world we are there for you and committed to improving the match day experience. We also want to see our younger members progress up the ranks, provide a great environment for our local community umpires to ply their trade and be the best they can.

We adopted some values and mantras to live by as the finals approached to ensure our umpiring is of the highest standard. They were to:

- Be consistent
- Provide honesty
- Be a team player
- Do our best
- Stay composed
- Show presence
- Get it right

Our ages ranged from 14 to 75 and our coaching staff is 15-strong, with a robust Association led by Alan Manning and committee of eight who safeguard our wellbeing, uniform and social activities. Coaching is conducted twice weekly, with meetings, follow-ups and countless hours of fine-tuning and appointing umpires to games across the south east of Melbourne.

Throughout the season, it's a 24/7 commitment and we really do take pride in our performance and responsibility for our efforts.

I wish to break my report down into the following areas:

- Match Day Performance and Statistics
- Development
- Coaching and Accreditation
- Relationships
- Looking to 2018

Match Day Performance and Statistics

With the inclusion of the new SFNL Women's competition, we officiated in 884 games and made over 4720 appointments through the season. Did we get it right in every game? Perhaps not, however, it wasn't for the lack of effort and trying to get the right people in the games given their

ability, availability, proximity to ground, etc.

With such a high number of umpires – 312 in total – we were able to run three umpires both in the field and on the boundary in many senior matches, giving greater opportunities for umpires to officiate at senior level.

Half of our group are under 24 years of age and the mix of old and young, new and experienced provided a good mix and learning environment, whilst also producing creditable performances each week. We lived what we preached weekly, ensuring the game was managed fairly and safely, all major and obvious free kicks were awarded (with an emphasis on protecting the ball player) and to not influence the result. To attend any SFNL game and see the 'Team in Green' out in the middle gives my coaching team great pleasure.

A snapshot of our numbers for 2017:

Goal Umpires

- 66 goal umpires used through the season, including 26 first-year umpires
- 45 umpired senior football
- 25 umpired Division 1 football, with nine making their Division 1 debut
- 50 umpires used during the finals, with 25 umpiring finals for the first time

Boundary Umpires

- 122 boundary umpires used through the season, including 49 first-year umpires
- 85 umpired senior football, with 32 first-year umpers breaking into seniors
- 36 umpired Division 1 football
- 63 umpires used during the finals
- 33 umpired finals for the first time, of which 12 were Females

Field Umpires

- 124 field umpires used through the season, including 27 first-year umpires
- 68 umpired senior football, with 22 umpiring seniors for the first time
- Nine female umpires officiated senior football
- 41 umpired Division 1 football
- 71 umpires used during the finals, with 19 umpiring finals for the first time

Free Kicks

- The average number of free kicks paid in senior football was 33 per match



- In finals, this average dipped as low as 28 frees per match
- Hardly any reports were made throughout the finals series, with minimal send offs
- Not even one 50m penalty was paid in the Division 1 Senior Grand Final

Finals

- 490 finals umpire appointments
- 75 Grand Final umpires appointed
- 63 games umpired, with 252 quarters and 5550 mins played
- 55000 whistles blown for free kicks and boundary calls (not included is play on calls which is still a decision)
- 8200 scores marked down
- 2270 boundary throw ins

Development

This is our most important area and whilst recruiting is so important, retention is equally vital.

Working closely with AFL Victoria and their programs, many opportunities arose to enable umpires to officiate at Championships, female games, participate in development academies, join in the rookie programs, Mates Program and marquee matches to highlight a few. I must acknowledge Neville Nash at AFL Victoria for his support and the opportunities afforded to our group.

Our breeding ground continues to be the SMJFL. We supplied 90% of their coaching staff and in return we benefit from their umpires progressing through to our ranks. Many thanks to Nick Bergman and Glenn Emery for their support.

Out of our 72 Grand Final umpires, 36

experienced a Grand Final for the first time. This tells me we are developing new umpires at rate of knots.

This season we saw our four nominated umpires to the VFL trial all get accepted and join many other SFNL Umpires on the VFL list. Our highlight was to see Annie Mirabile umpire AFLW and gain senior selection in the VFL along with Nick Bridges and Joel Davis in his first year. With four more nominations to trial this year, we look forward to more SFNL Umpires moving up the ranks. Matt Crowley was awarded the prestigious Golden Whistle award for season 2017 and we wish him well in his endeavours to one day walk out in an AFL game.

Coaching and Accreditation

Once again, I was indeed fortunate to have a strong team behind me and to perform the role effectively. We need to give creditable feedback in all disciplines and at times the umpires may not like what they hear, however, we are there to help them improve.

Many thanks to all the coaching team, especially Goal Umpire Coach Craig Davenport and Pete Bailey in his first year running the boundaries. Jon Auditore headed up the fieldies and ran the department in my absence for three rounds and did a great job. He also looked after Accreditation, which continues to be a non-negotiable to umpire within the SFNL. With all Working With Children checks performed, we are well set up in terms of compliance.

Every Thursday night our umpires were trained, drilled and lectured on all facets of the game and on Saturday the coaching team would be either observing and or running with the umpires and providing them with invaluable guidance and feedback.

Come finals, huge scrutiny was place on the panel to get it right and the work done by my team was nothing short of exemplary. The football world would not know or understand the efforts put in, and yes, umpires do get dropped!

Relationships

To have a strong umpiring body, we need to work with the clubs and the League and I can honestly say we have that at the SFNL. To David Coutts, Garry Cranny and the Board, and to David Cannizzo and his administration team, I offer my thanks. We

work closely and feed off each other to get the best desired outcome for our League.

The Umpires Association, led by Alan Manning and Rodd Johnson, were again superb and worked closely with the Umpiring Department and never was there an issue or angry word. Well done.

I mentioned the SMJFL before, and to the Executive there, keep up the great work because you are the lifeblood of the SFNL umpiring group.

To the clubs and coaches, which I feel I have a good working relationship with, I thank you. You and your clubs make our match day experience as good as it can be and that's important. This was evidenced in the finals where frank discussions took place and, together with the League, we all put on a good show.

Finally, special thanks to Matt Grimwood and Will Hunter at the SFNL office, who have always tended to my demands without hesitation.

Looking to 2018

Our goals for 2018 include:

- Increasing our numbers, and not losing more than 20% of our list for various reasons
- Assisting our nominated umpires to get selected on the VFL list
- Continue to participate in all VFL programs
- Forge a closer relationship with the SMJFL
- Undertake development programs with women's football
- Encourage more females to take up umpiring
- Continue our three-umpire system success rate
- Transition to a better training facility

In closing, I look forward to 2018 as head of the Umpiring Department and continuing to expand and evolve my team. I want us to play our role, work with the clubs, not against them, and hopefully continue to have that open-door policy and be part of an exciting League that is growing in numbers and reputation.

Yours in football,

Peter Marshall

*Director of Umpiring
Southern Football Netball League*

INTERLEAGUE REPORT

The Southern Football Netball League's best footballers and netballers again had the opportunity to showcase their talents in representative action back in May, with another pair of Interleague cups finding a permanent home within the SFNL's growing trophy cabinet.

Senior Football

The SFNL celebrated its second consecutive Senior Interleague title after defeating Central Highlands Football League in a four-point thriller at Marriott Waters Reserve, Lyndhurst.

It was largely a game of two distinct halves, with the Southern boys producing some scintillating football in the early stages. However, it became a war of attrition after the main break, with the SFNL coming from behind at the final change to grind out a hard-fought 9.6 (60) to 8.8 (56) victory in a nail-biting, albeit scrappy last quarter.

The SFNL drew first blood, with Dingo Dan Farmer commencing proceedings with two goals to give them the early break, but Central Highlands then hit back with a couple of their own to ensure it was a three-point ball game at quarter time.

Southern then asserted their dominance in the second, with their slick ball use through the midfield provided plenty of scoring opportunities up forward. Two goals each to Lucas Walmsley and Jimmy Dowling saw SFNL shoot out to a 13-point lead at the main break – a margin that arguably should have been greater, such was their dominance around the contests.

But just when it looked like a case of how far Southern, Central Highlands sprung in to action in the third term, booting four goals to one to overrun the home side. The hosts entered the final change seven points adrift and needed a spark to get them out of their rut.

Enter the classy Farmer, who produced two minutes of magic to help Southern pinch back the lead early in the last quarter. The second of his two goals was perhaps the highlight of the day, as he swooped on a loose ball and curled back a perfectly struck banana from 45 metres out to send the SFNL crowd into raptures.

The final 15 minutes were a scrappy affair with the ball constantly rebounding between the arcs, but Southern ultimately held on for a memorable four-point victory.

Dingley speedster Walmsley was the clear winner of the best on ground medallion, producing a sublime performance that included three crucial goals. However, there were several other valuable contributors through the Southern midfield, including Dowling, Josh Ferguson, Rob Rusan, Chris Horton-Milne and Nathan Robinson.

Farmer proved the difference in attack, finishing with a game-high four goals, including the match-winner, while captain Andrew Frost was a pillar of strength in defence.

Under 19 Football

Earlier in the day, the talented Southern Under 19s kicked off the day in perfect fashion, downing Central Highlands by 35 points, 12.13 (85) to 8.2 (50).

Southern had an impressive cross-representation of talent featured in their side, with players from 10 out of the 13 sides in the Under 19 competition selected.

The hosts found their feet from the start, dominating through the centre of the ground. Midfielders thrived off tips from towering ruckman Ayang Nyanjok, and with Rhys Graham booting the first goal of the match, Southern were off to a convincing start.

The ball remained at Southern's end for the majority of the term, with Central Highlands' attempts to kick inside their 50 stopped by an unwavering Southern defence, including some strong marks from defenders William Clarke and Bailey Griffin, and as a result the hosts held a 21-point quarter time advantage.

With another four goals in a dominant second quarter, Southern looked strong going into half time 38 points to the good, but inaccurate conversion kept the visitors in it.

Central Highlands made their move in the third and set about reducing the margin, but were ultimately coming from too far behind. Three goals in the final quarter,

including one memorable snap by captain Jayce Morgan, was the icing on the cake for a deserving Southern outfit, who outran a dogged Central to claim the Interleague trophy.

Dingley star Nick Lloyd was awarded the best on ground medal for his stellar four-quarter performance. Morgan, Nyanjok, Nick Gay, and Troy Smith were also outstanding, while Graham (three goals) and Jackson Smith (two goals) were the catalysts up forward.

Netball

It was a disappointing result for the Southern girls as they were soundly beaten by Central Highlands Netball League 71-39.

It had all started so well, with Southern scoring the first two goals of the match, however, this only served to wake the sleeping Highland giant, and the girls in navy blue began to take a grip on the game that they were never to relinquish.

By quarter time the visitors were out to a 17-9 lead, and extended it at every change as they demonstrated their superiority.

Southern's cause was not helped by a fourth-quarter calf injury to co-captain Lucy McKeown, who had played a solid role at wing defence to that point, but by then the result was largely academic. However, the final scoreline in no way reflects the attitude and effort displayed by those that wore the dresses of the South. The local girls never dropped their heads, and fought to the end with a tenacity of which they can be proud.

St Kilda City's Chloe Ballard was awarded the title of Southern's best on court, with her work rate and quality of her passing game elevating her above her peers.

Earlier, the SFNL was represented in the Under 17 netball clash by the Springvale & District Netball Association Interleague team.

It was a close encounter for most of the afternoon, but the SDNA gained the ascendancy in the second half and pulled away to win 37-26 with Heatherton's Annalise Flarve taking out the Best on Court medal.

Senior Football	Q1	Q2	Q3	Q4
Southern FNL	2.3-15	6.4-40	7.5-47	9.6-60
Central Highlands FL	2.0-12	4.3-27	8.6-54	8.8-56

Senior Netball	
Southern FNL	39
Central Highlands NL	71

Under 19 Football	Q1	Q2	Q3	Q4
Southern FNL	3.5-23	7.9-51	9.11-65	12.13-85
Central Highlands FL	0.1-1	2.1-13	6.1-37	8.2-50

Under 17 Netball	
Springvale & District NA	37
Central Highlands NL	26



2017 INTERLEAGUE

SENIOR FOOTBALL



2017 INTERLEAGUE

UNDER 19 FOOTBALL



2017 INTERLEAGUE

SENIOR NETBALL

2017 FOOTBALL GRAND FINAL WINNERS

DIVISION 1 SENIOR

	Q1	Q2	Q3	Q4
Dingley	0.0-0	3.4-22	4.5-29	10.11-71
Mordialloc	4.2-26	4.3-27	4.6-30	4.6-30

Meneilly Medallist: **Danny Ades** (Dingley)

BENDIGO BANK DINGLEY VILLAGE DIVISION 2 SENIOR

	Q1	Q2	Q3	Q4
Chelsea Heights	3.4-22	4.4-28	7.6-48	10.11-71
Murrumbeena	2.2-14	5.7-37	8.7-55	8.10-58

Meneilly Medallist: **Matthew Baxter** (Chelsea Heights)

BENDIGO BANK DINGLEY VILLAGE DIVISION 3 SENIOR

	Q1	Q2	Q3	Q4
Endeavour Hills	3.1-19	4.5-29	11.5-71	13.6-84
Doveton Eagles	1.4-10	7.9-51	8.9-57	13.10-88

Meneilly Medallist: **Michael Callinan** (Doveton Eagles)

WOMEN'S

	Q1	Q2	Q3	Q4
Murrumbeena	2.3-15	2.6-18	4.9-33	7.17-59
Oakleigh District	1.0-6	2.2-14	3.3-21	4.3-27

Best on Ground Medallist: **Grace Bibby** (Murrumbeena)



DIVISION 1 RESERVE

	Q1	Q2	Q3	Q4
Dingley	0.0-0	1.5-11	1.5-11	2.10-22
Cheltenham	4.6-30	4.6-30	5.9-39	6.11-47

Malcolm Medallist: **Chris Graham** (Cheltenham)

DIVISION 2 RESERVE

	Q1	Q2	Q3	Q4
Skye	2.1-13	4.3-27	7.3-45	9.5-59
Highett	1.2-8	3.2-20	4.11-35	5.11-41

Yeomans Medallist: **Benjamin Williams** (Skye)

DIVISION 3 RESERVE

	Q1	Q2	Q3	Q4
Ashwood	2.0-12	3.0-18	4.2-26	6.2-38
Endeavour Hills	0.4-4	2.5-17	5.9-39	11.14-80

Le Lievre Medallist: **Zarak Aseel** (Endeavour Hills)

UNDER 19

	Q1	Q2	Q3	Q4
St Kilda City	0.2-2	2.6-18	2.7-19	6.10-46
Oakleigh District	2.3-15	2.4-16	9.5-59	9.6-60

Barnes Medallist: **Anthony Lucarelli** (Oakleigh District)

THIRDS

	Q1	Q2	Q3	Q4
Cerberus	3.3-21	3.4-22	3.7-25	4.9-33
South Yarra	0.0-0	0.4-4	6.7-43	7.7-49

Lloyd-Griffiths Medallist: **Ashley Evans** (South Yarra)



2017 NETBALL GRAND FINAL WINNERS

2017 AWARD WINNERS

DIVISION 1



Heatherton Black	59
Dingley	40

Best on Court: **Rahni Samason** (Heatherton Black)

DIVISION 2



Heatherton	47
Caulfield	22

Best on Court: **Courtney Weiske** (Heatherton)

DIVISION 3



Dingley	39
Keysborough	28

Best on Court: **Laura Kilfoyle** (Dingley)

DIVISION 4



Dingley Gold	36
Heatherton White	25

Best on Court: **Haylie McCluskey** (Heatherton White)

DIVISION 5

Dingley	26
Caulfield	53

Best on Court: **Jodie Brown** (Caulfield)

DIVISION 7

Oakleigh District	23
Dingley	21

Best on Court: **Nicole Hill** (Oakleigh District)

DIVISION 6

Dingley Red	24
Heatherton	32

Best on Court: **Annalise Flarve** (Heatherton)

DIVISION 8

Keysborough	39
Mordialloc	28

Best on Court: **Rebecca Mastroianni** (Keysborough)

FOOTBALL

Ellis Medallist

Matthew Kreymborg (St Pauls) - 18 votes
Equal 2nd: Scott Lawry (Bentleigh) - 14 votes
Equal 2nd: Sean McLaren (Cheltenham) - 14 votes
Equal 2nd: Jackson Peet (Dingley) - 14 votes

Bennett Medallist

Jackson Smith (Mount Waverley) - 23 votes
2nd: Chris Bryan (Keysborough) - 22 votes
3rd: Liam Wilson (Murrumbeena) - 21 votes

Flack Medallist

Phillip Ward (Hallam) - 28 votes
Equal 2nd: Corrie Wilson (Doveton Eagles) - 19 votes
Equal 2nd: Paul Mauracher (Carrum Patterson Lakes) - 19 votes

Women's Best & Fairest

Shanae Carter (Murrumbeena) - 22 votes
2nd: Stephanie Sandoval (Mordialloc) - 20 votes
3rd: Hannah Bowey (Highett) - 18 votes

Sparrow Medallist

Anthony Malamas (Cheltenham) - 26 votes
2nd: Ayang Nyanjok (St Kilda City) - 23 votes
3rd: Troy Smith (Hampton) - 19 votes

Div 1 Reserve MVP: **Nicholas Lloyd** (Dingley)
 Div 2 Reserve MVP: **Shane Dunn** (Keysborough)
 Div 3 Reserve MVP: **Cameron Parker** (Hallam)
 Thirds MVP: **Adam Quinn** (Cerberus)

Leading Goalkickers

Div 1 Senior: **Calhan McQueen** (Dingley) - 71 goals
 Div 2 Senior: **Philip Smith** (Chelsea Heights) - 60 goals
 Div 3 Senior: **Trevor Kumetaitis** (Lyndale) - 65 goals
 Women's: **Alesha Neil** (Mordialloc) - 35 goals
Natalie Cardamone (Mordialloc) - 35 goals
 U19: **Jordan Waite** (Parkmore / Springvale Districts) - 50 goals
 Div 1 Reserve: **Peter Rizzi** (Dingley) - 41 goals
 Div 2 Reserve: **Mathew Poore** (Skye) - 71 goals
 Div 3 Reserve: **Mitchell Rossborough** (Ashwood) - 51 goals
 Thirds: **Clint Jarrett** (Endeavour Hills) - 46 goals

Leader Shooting Star

Moevao Lega Frost (Parkmore / Springvale Districts)



Ellis Medallist
Matthew Kreymborg (St Pauls)



Women's Football Best & Fairest
Shanae Carter (Murrumbeena)

NETBALL

Division 1 Best & Fairest

Rahni Samason (Heatherton Black) - 22 votes
2nd: Sophie O'Shea (Caulfield) - 14 votes
3rd: Grace Healey (St Pauls) - 13 votes

Division 2 Best & Fairest

Courtney Weiske (Heatherton) - 16 votes
2nd: Brodie Aumont (Caulfield) - 14 votes
3rd: Maggie Riley (South Yarra) - 13 votes

Division 3 Best & Fairest

Brea Viecele (Keysborough) - 21 votes
2nd: Jaimi Paton (Lyndale) - 19 votes
3rd: Chloe Pearce (Clayton) - 17 votes

Div 4 Best & Fairest: **Yvette Lippold** (St Kilda City)
 Div 5 Best & Fairest: **Kimberley Harrison** (Skye)
 Div 6 Best & Fairest: **Annalise Flarve** (Heatherton)
 Div 7 Best & Fairest: **Nicole Hill** (Oakleigh District)
 Div 8 Best & Fairest: **Sharni Robinson** (Keysborough) and **Alice Wright** (Mordialloc)

Leading Goals shooters

Div 1: **Rahni Samason** (Heatherton Black) - 351 goals
 Div 2: **Sophie Bartlett** (Heatherton) - 507 goals
 Div 3: **Alana Cooper** (Dingley) - 275 goals
 Div 4: **Bianca Waras-Carstensen** (Dingley Gold) - 321 goals
 Div 5: **Verity Sheppard** (Heatherton) - 526 goals
 Div 6: **Megan Piper** (Dingley Gold) - 289 goals
 Div 7: **Jessica Cook** (Carrum Patterson Lakes) - 274 goals
 Div 8: **Rebecca Mastroianni** (Keysborough) - 259 goals

Laser Clinics Australia Netballer of the Year

Makayla Bulte (Caulfield)

Chairman's Award

Rodd Johnson (SFLUA)

Club Champions

Division 1: **Dingley** (722 points)
 Division 1: **Heatherton** (434 points)
 Division 3: **Hallam** (298 points)

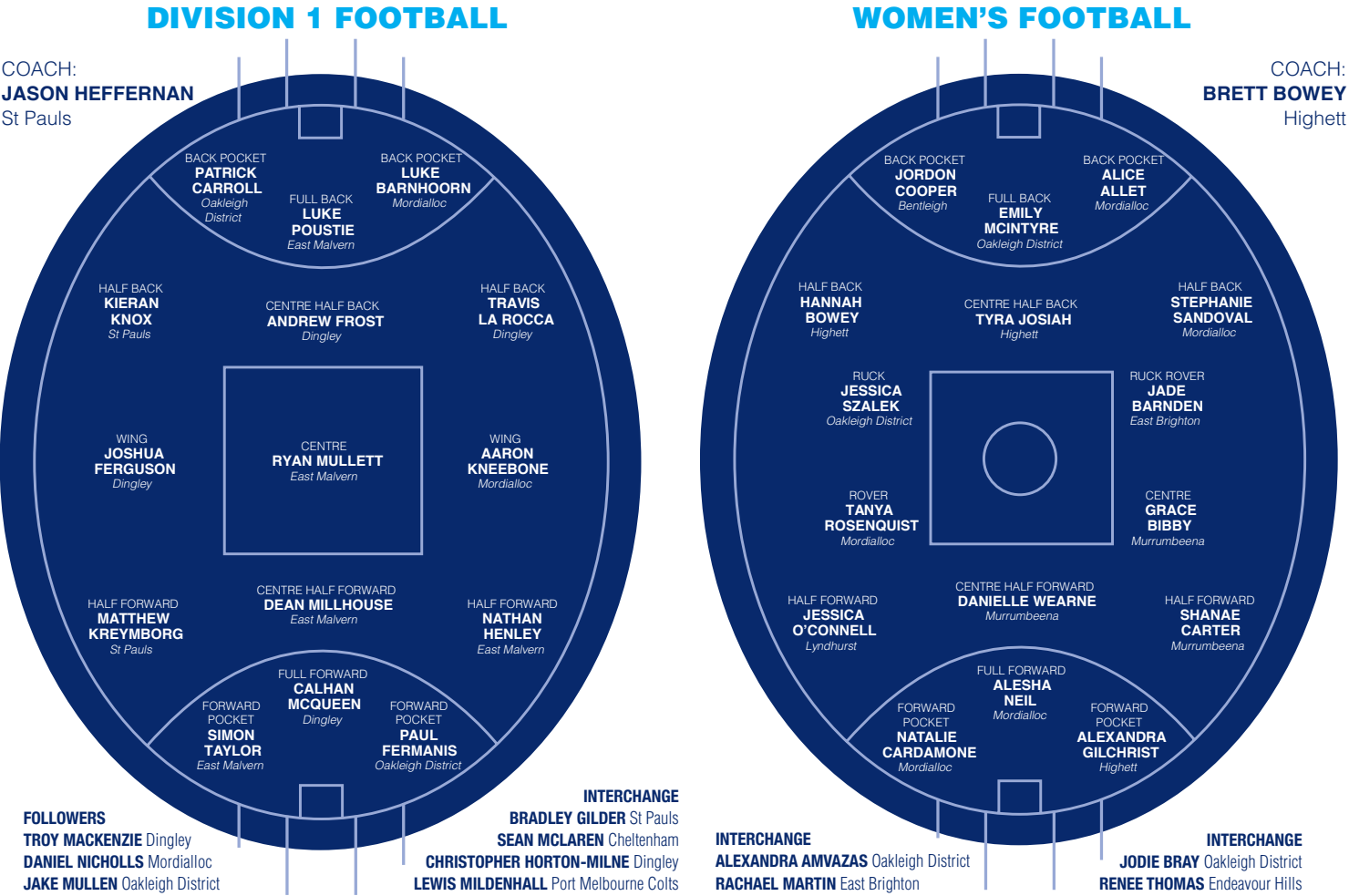


Netball Division 1 Best & Fairest
Rahni Samason (Heatherton Black)



2017 SFNL
TEAMS OF THE YEAR

2017 FOOTBALL LADDERS
AFTER ROUND 18



2017 FOOTBALL LADDERS AFTER ROUND 18

DIVISION 1 RESERVE

	<i>P</i>	<i>W</i>	<i>L</i>	<i>D</i>	<i>FF</i>	<i>For</i>	<i>Agst</i>	<i>%</i>	<i>PTS</i>
Dingley	17	15	2	0	1	1578	727	217.06	64
Cheltenham	17	13	4	0	1	1502	769	195.32	56
Bentleigh	18	10	7	1	0	1527	921	165.80	42
Mordialloc	16	8	8	0	2	1566	805	194.53	40
St Pauls	18	10	8	0	0	1235	1067	115.75	40
Port Melbourne Colts	17	8	8	1	1	1353	1042	129.85	38
Oakleigh District	18	9	9	0	0	1310	968	135.33	36
East Malvern	18	7	11	0	0	1237	1324	93.43	28
St Kilda City	17	3	14	0	0	727	2071	35.10	12
Clayton	15	1	14	0	0	300	2641	11.36	4

DIVISION 2 RESERVE

	<i>P</i>	<i>W</i>	<i>L</i>	<i>D</i>	<i>FF</i>	<i>For</i>	<i>Agst</i>	<i>%</i>	<i>PTS</i>
Skye	18	17	1	0	0	2059	442	465.84	68
Caulfield	18	13	5	0	0	1376	860	160.00	52
Highett	18	11	7	0	0	1235	869	142.12	44
Keysborough	18	11	7	0	0	1058	980	107.96	44
Murrumbeena	18	10	7	1	0	1249	948	131.75	42
Chelsea Heights	18	9	9	0	0	1153	1016	113.48	36
Springvale Districts	18	9	9	0	0	909	1030	88.25	36
Hampton	18	8	9	1	0	1099	1216	90.38	34
Mount Waverley	18	5	13	0	0	964	1401	68.81	20
Heatherton	18	5	13	0	0	882	1384	63.73	20
East Brighton	18	0	18	0	0	365	2203	16.57	0

DIVISION 3 RESERVE

	<i>P</i>	<i>W</i>	<i>L</i>	<i>D</i>	<i>FF</i>	<i>For</i>	<i>Agst</i>	<i>%</i>	<i>PTS</i>
Hallam	17	16	1	0	1	2013	484	415.91	68
Ashwood	18	13	5	0	0	1792	739	242.49	52
Endeavour Hills	18	13	5	0	0	1637	768	213.15	52
Black Rock	18	12	5	1	0	1678	685	244.96	50
South Yarra	18	13	5	0	0	1414	880	160.68	48
Lyndhurst	18	11	6	1	0	1199	799	150.06	46
Doveton Eagles	18	9	9	0	0	1253	964	129.98	36
Lyndale	18	7	11	0	0	1063	1236	86.00	28
Carrum Patterson Lakes	18	7	11	0	0	994	1425	69.75	28
Moorabbin	17	3	14	0	0	508	2143	23.71	12
Dandenong	18	1	17	0	0	464	2368	19.59	8
Sandown	18	1	17	0	0	552	2076	26.59	4

WOMEN'S

	<i>P</i>	<i>W</i>	<i>L</i>	<i>D</i>	<i>FF</i>	<i>For</i>	<i>Agst</i>	<i>%</i>	<i>PTS</i>
Murrumbeena	14	14	0	0	0	1245	261	477.01	56
Mordialloc	14	11	3	0	0	872	240	363.33	44
East Brighton	14	10	4	0	0	708	416	170.19	40
Oakleigh District	14	9	5	0	0	478	369	129.54	36
Highett	13	6	7	0	1	584	611	95.58	28
Endeavour Hills	13	7	6	0	0	547	803	68.12	28
Hallam	14	4	10	0	0	427	702	60.83	16
Lyndhurst	14	3	11	0	0	314	645	48.68	12
Bentleigh	14	3	11	0	0	248	805	30.81	12
Edithvale Aspendale	14	2	12	0	0	255	826	30.87	8

UNDER 19

	<i>P</i>	<i>W</i>	<i>L</i>	<i>D</i>	<i>B</i>	<i>FF</i>	<i>For</i>	<i>Agst</i>	<i>%</i>	<i>WIN %</i>
St Kilda City	18	16	2	0	0	1	1413	680	207.79	88.89
Hallam	18	14	4	0	0	2	1453	687	211.50	77.78
Cheltenham	18	14	4	0	0	2	1671	818	204.28	77.78
Dingley	17	13	4	0	1	0	1046	845	123.79	76.47
Oakleigh District	17	12	5	0	1	0	1344	878	153.08	70.59
Parkmore / Springvale Districts	18	12	6	0	0	0	1253	824	152.06	66.67
St Pauls	18	7	11	0	0	0	1166	1028	113.42	38.89
Skye	18	7	11	0	0	2	1003	1004	99.90	38.89
Endeavour Hills	18	5	13	0	0	3	1133	1067	106.19	27.78
Bentleigh	18	4	14	0	0	1	883	1506	58.63	22.22
Hampton	18	4	14	0	0	0	863	1547	55.79	22.22
Doveton Eagles	17	0	17	0	1	0	249	2247	11.08	0
CPL / Keysborough	3	0	3	0	1	0	0	0	0	0

THIRDS

	<i>P</i>	<i>W</i>	<i>L</i>	<i>D</i>	<i>FF</i>	<i>For</i>	<i>Agst</i>	<i>%</i>	<i>PTS</i>
Cerberus	14	13	1	0	3	1507	401	375.81	64
Skye	15	12	3	0	2	1526	574	265.85	56
Dingley	15	11	4	0	2	1256	958	131.11	52
South Yarra	16	9	6	1	1	1116	773	144.37	42
Cheltenham	18	9	9	0	0	1165	1137	102.46	36
Hallam	18	6	10	2	0	951	1013	93.88	28
Endeavour Hills	14	6	7	1	1	998	1077	92.66	26
Black Rock	17	3	14	0	0	788	1528	51.57	16
Lyndhurst	10	3	7	0	0	415	1145	36.24	12
Keysborough	13	1	12	0	1	611	1727	35.38	8

2017 NETBALL LADDERS AFTER ROUND 15

DIVISION 1

	<i>P</i>	<i>W</i>	<i>L</i>	<i>D</i>	<i>For</i>	<i>Agst</i>	<i>%</i>	<i>PTS</i>
Dingley	15	13	1	1	751	489	153.58	54
Heatherton Black	15	12	2	1	799	528	151.33	50
Caulfield	15	10	5	0	702	614	114.33	40
Keysborough	15	7	8	0	564	578	97.58	28
Heatherton White	15	7	8	0	553	581	95.18	28
St Kilda City	15	5	10	0	514	666	77.18	20
St Pauls	15	4	11	0	545	613	88.91	16
Bentleigh	15	1	14	0	477	836	57.06	4

DIVISION 2

	<i>P</i>	<i>W</i>	<i>L</i>	<i>D</i>	<i>B</i>	<i>For</i>	<i>Agst</i>	<i>%</i>	<i>PTS</i>	<i>PTS RATIO</i>
Heatherton	13	13	0	0	2	758	331	229.00	52	4
Dingley	13	11	2	0	2	511	390	131.03	44	3.38
Caulfield	13	7	6	0	2	472	409	115.40	28	2.15
South Yarra	14	6	8	0	1	429	465	92.26	24	1.71
St Kilda City	13	5	8	0	2	431	522	82.57	20	1.54
Mordialloc	13	4	9	0	2	413	593	69.65	16	1.23
Bentleigh	14	1	12	1	1	373	613	60.85	6	0.43

DIVISION 3

	<i>P</i>	<i>W</i>	<i>L</i>	<i>D</i>	<i>B</i>	<i>For</i>	<i>Agst</i>	<i>%</i>	<i>PTS</i>	<i>PTS RATIO</i>
Clayton	13	12	1	0	2	464	290	160.00	48	3.69
Dingley	13	10	2	1	2	513	341	150.44	42	3.23
Heatherton	14	11	3	0	1	612	429	142.66	44	3.14
Keysborough	13	7	6	0	2	433	379	114.25	28	2.15
St Kilda City	14	7	6	1	1	471	495	95.15	30	2.14
Black Rock	13	6	7	0	2	424	383	110.70	24	1.85
Lyndale	15	5	10	0	0	415	502	82.67	20	1.33
Caulfield	14	3	11	0	1	369	483	76.40	12	0.86
Carrum Patterson Lakes	14	1	12	1	1	290	592	48.99	6	0.43

DIVISION 4

	<i>P</i>	<i>W</i>	<i>L</i>	<i>D</i>	<i>B</i>	<i>For</i>	<i>Agst</i>	<i>%</i>	<i>PTS</i>	<i>PTS RATIO</i>
Heatherton White	15	12	3	0	0	702	506	138.74	48	3.2
Dingley Gold	14	11	3	0	1	699	495	141.21	44	3.14
Dingley Red	14	10	3	1	1	479	364	131.59	42	3
Heatherton Black	15	11	4	0	0	601	500	120.20	44	2.93
St Kilda City	15	8	6	1	0	518	481	107.69	34	2.27
Keysborough	14	7	7	0	1	546	483	113.04	28	2
Mordialloc	15	6	8	1	0	461	545	84.59	26	1.73
Black Rock	15	5	10	0	0	437	545	80.18	20	1.33
South Yarra	15	2	12	1	0	403	543	74.22	10	0.67
Caulfield	15	1	14	0	0	449	664	67.62	4	0.27

DIVISION 5

	<i>P</i>	<i>W</i>	<i>L</i>	<i>D</i>	<i>For</i>	<i>Agst</i>	<i>%</i>	<i>PTS</i>
Caulfield	15	14	1	0	660	423	156.03	56
Dingley	15	13	2	0	614	460	133.48	52
Lyndhurst	15	12	3	0	688	395	174.18	48
Heatherton	15	11	4	0	713	425	167.76	44
Skye	15	10	5	0	611	495	123.43	40
Cheltenham	15	9	6	0	588	502	117.13	36
St Kilda City	15	7	8	0	590	531	111.11	28
Highett	15	5	10	0	289	510	56.67	20
East Brighton	15	3	12	0	363	556	65.29	12
Dandenong	15	2	13	0	286	536	53.36	8
St Pauls	15	2	13	0	292	676	43.20	8
Bentleigh	15	1	14	0	298	570	52.28	4

DIVISION 6

	<i>P</i>	<i>W</i>	<i>L</i>	<i>D</i>	<i>For</i>	<i>Agst</i>	<i>%</i>	<i>PTS</i>
Heatherton	15	12	2	1	508	407	124.82	50
Dingley Red	15	12	3	0	659	427	154.33	48
Dingley Gold	15	12	3	0	605	442	136.88	48
Doveton Eagles	15	12	3	0	570	424	134.43	48
Clayton	15	8	7	0	504	471	107.01	32
Mordialloc	15	8	7	0	463	474	97.68	32
Aspendale	15	6	8	1	522	558	93.55	26
Mount Waverley	15	5	8	2	540	613	88.09	24
South Yarra	15	5	10	0	466	451	103.33	20
Hallam	15	4	11	0	414	488	84.84	16
Lyndale	15	3	11	1	388	568	68.31	14
St Kilda City	15	1	13	1	451	720	62.64	6

DIVISION 7

	<i>P</i>	<i>W</i>	<i>L</i>	<i>D</i>	<i>B</i>	<i>For</i>	<i>Agst</i>	<i>%</i>	<i>PTS</i>	<i>PTS RATIO</i>
Dingley	15	14	1	0	0	539	325	165.85	56	3.73
Oakleigh District	15	12	3	0	0	496	334	148.50	48	3.2
Carrum Patterson Lakes	14	10	4	0	1	512	370	138.38	40	2.86
Lyndhurst	14	9	4	1	1	487	373	130.56	38	2.71
East Brighton	14	8	5	1	0	435	407	106.88	34	2.43
Heatherton	15	7	7	1	0	427	434	98.39	30	2
Doveton Eagles	15	6	8	1	0	431	484	89.05	26	1.73
Hampton	14	6	8	0	0	360	403	89.33	24	1.71
Murrumbeena	15	4	11	0	0	307	421	72.92	16	1.07
Cheltenham	14	3	11	0	1	374	487	76.80	12	0.86
St Kilda City	15	3	12	0	0	308	539	57.14	12	0.8
Chelsea Heights	15	2	13	0	0	280	440	63.64	8	0.53

DIVISION 8

	<i>P</i>	<i>W</i>	<i>L</i>	<i>D</i>	<i>B</i>	<i>For</i>	<i>Agst</i>	<i>%</i>	<i>PTS</i>	<i>PTS RATIO</i>
Keysborough	14	14	0	0	1	601	233	257.94	56	4
Mordialloc	15	13	2	0	0	529	313	169.01	52	3.47
Dingley	15	11	4	0	0	430	351	122.51	44	2.93
Lyndhurst	14	8	6	0	1	419	422	99.29	32	2.29
Hallam	15	7	8	0	0	439	495	88.69	28	1.87
Lyndale	15	6	8	1	0	330	344	95.93	26	1.73
Caulfield	15	6	9	0	0	370	486	76.13	24	1.6
Mount Waverley	15	5	9	1	0	295	392	75.26	22	1.47
Heatherton	15	5	10	0	0	319	399	79.95	20	1.33
South Yarra	14	3	11	0	1	274	403	67.99	16	1.14
Dandenong	15	5	10	0	0	393	569	69.07	16	1.07
Black Rock	15	3	12	0	0	328	437	75.06	12	0.8

FOOTBALL BEST & FAIREST WINNERS

DIVISION 1

1992	C. Langkau	Oakleigh District
1993	R. Norton	Noble Park
1994	M. Williams	St Pauls
1995	M. McKenzie	St Pauls
1996	P. Reece	Noble Park
1997	D. Martin	Bentleigh
1998	D. Martin	Bentleigh
1999	D. Martin	Bentleigh
2000	M. McKenzie	St Pauls
2001	J. Hill	Oakleigh District
2002	B. Cranage	Balwyn
2003	J. McCallion	Balwyn
2004	S. Crow	Chelsea Heights
2005	V. Currie	Clayton
2006	M. Kennedy	Balwyn
2007	P. Wineberg	Chelsea Heights
2008	E. McKenzie	Cheltenham
2009	J. Bruno	St Kilda City
2010	R. Flack	Chelsea Heights
2011	E. Poyas	St Kilda City
ELLIS MEDAL		
2012	A. Purvis	Clayton
	S. Arvanitis	St Kilda City
	D. Williamson	East Brighton
2013	L. Wilson	St Pauls
	L. Walmsley	Dingley
2014	S. Lawry	Bentleigh
	L. Wilson	St Pauls
2015	S. Lawry	Bentleigh
2016	M. Kreyborg	St Pauls

DIVISION 2

1992	M. Jones	Mentone
1993	G. Firth	Ashwood
	T. Mullenger	Collingwood Districts
1994	S. Dunlop	Tooronga-Malvern
1995	T. Mullenger	Collingwood Districts
1996	D. Caminiti	Balwyn
1997	C. Phelan	St Kilda City
1998	C. Phelan	St Kilda City
1999	D. Briggs	Mordialloc
	D. Cross	Chelsea Heights
	B. Cardona	Heatherton
2000	D. Cross	Chelsea Heights
2001	D. Kappler	Murrumbeena
2002	M. Jamieson	East Brighton
2003	G. Pitts	Oakleigh District
2004	J. Byrne	Canterbury
2005	C. Phelan	St Kilda City
2006	M. Finn	Caulfield
2007	T. Lavars	Dingley
2008	G. Krepp	Heatherton
2009	R. Kreskas	South Yarra
2010	M. Doyle	Skye
2011	G. Vassallo	Springvale Districts
2012	S. Lawry	Bentleigh
BENNETT MEDAL		
2013	S. Lawry	Bentleigh
	G. Vassallo	Springvale Districts
2014	D. McEwan	Skye
2015	G. Humphreys	Keysborough
2016	J. Peryman	Chelsea Heights
2017	J. Smith	Mount Waverley

DIVISION 3

1993	C. Smith	Murrumbeena
1994	D. Carmody	South Yarra
1995	D. Harrison	Syndal-Tally Ho
1996	P. Bramley	Highett
	B. Robinson	Syndal-Tally Ho
1997	R. Batten	Box Hill Pioneers
1998	S. Dunlop	Tooronga-Malvern
1999	W. Burgess	Dandenong West
2000	S. Miller	Tooronga-Malvern
2001	N. Karalis	Doveton Eagles
2002	J. Webb	Black Rock
2003	F. Tootoo	Moorabbin Kangaroos
2004	C. Wilson	Doveton Eagles
2005	B. Hughes	Doveton Eagles
2006	D. Casset	Parkmore
2007	J. Smith	South Yarra
2008	J. Wilkin	Mount Waverley
2009	J. Wilkin	Mount Waverley
2010	J. Yap	Southern Dragons
2011	J. Wilkin	Mount Waverley
2012	M. O'Callaghan	Doveton Eagles
	D. Macklin	Sandown Cobras
FLACK MEDAL		
2013	M. Mott	Doveton Eagles
2014	B. Stacey	Mount Waverley
2015	J. Wilkin	Mount Waverley
2016	C. Wilson	Doveton Eagles
2017	P. Ward	Hallam

DIVISION 4

1993	D. Beach	Cheltenham Assumption
1994	S. Porch	Carnegie
1995	A. Manning	East Bentleigh
1996	S. May	Moorabbin West
1997	D. Harrison	Dandenong West
1998	M. Owen	Carnegie

UNDER 19*

1996	K. Abaloz	Noble Park
1997	S. Field	St Pauls
1998	J. Mills	Cheltenham
1999	S. Arvanitis	St Pauls
2000	V. Currie	Clayton
2001	Z. Jenkins	Cheltenham
2002	M. Armansin	Clayton
SPARROW MEDAL		
2008	B. Dillon	Hampton
2009	W. Chum	St Pauls
2010	D. Guiry	Hampton
2011	J. Peryman	Skye
2012	B. Lawford	Bentleigh
2013	K. Davidson	Dingley
2014	L. Heywood	Dingley
2015	M. Brown	St Pauls
2016	C. Byrne	St Pauls
2017	A. Malamas	Cheltenham

DIVISION 5

1993	D. Caminiti	Box Hill Adelphian
1994	B. Einseidel	East Bentleigh
1995	D. Weinlich	Boronia Park

WOMEN'S

2017	S. Carter	Murrumbeena
------	-----------	-------------

*Known as Under 18 (1996-1997),
Thirds (1998-2000), Colts (2002, 2008-2012)



FOOTBALL LEADING GOALKICKERS

DIVISION 1

GOALS

1992	J. Bennett	East Brighton	118
1993	C. Gorozidis	East Brighton	67
1994	S. Coats	Noble Park	104
1995	T. Morwood	Noble Park	62
1996	D. Sime	Parkdale	63
1997	B. Clarke	Cheltenham	55
1998	T. Taverna	Balwyn	98
	C. Gorozidis	Bentleigh	98
1999	C. Gorozidis	Bentleigh	68
2000	A. Stroud	Balwyn	61
2001	J. Paul	St Kilda City	75
2002	J. Paul	St Kilda City	72
2003	A. Newman	St Kilda City	73
2004	M. Jamieson	East Brighton	65
2005	M. Wilson	East Brighton	56
2006	T. Ridgway	St Pauls East Bentleigh	62
2007	D. Casset	St Kilda City	104
2008	L. James	St Pauls East Bentleigh	87
2009	T. Ridgway	St Pauls East Bentleigh	113
2010	P. Smith	Chelsea Heights	70
2011	D. Francis	East Brighton	63
2012	C. Graham	Cheltenham	50
2013	L. James	St Pauls	72
2014	D. Francis	Dingley	80
2015	M. Ryan	East Malvern	65
2016	C. McQueen	Dingley	64
2017	C. McQueen	Dingley	71

DIVISION 2

GOALS

1992	K. McDonald	St Kilda City	110
1993	K. McDonald	Caulfield	110
1994	K. McDonald	Caulfield	114
1995	F. Yaman	Collingwood Districts	100
1996	P. Henderson	Springvale Districts	75
1997	S. Tobin	Doveton Eagles	56
1998	S. Tobin	Doveton Eagles	63
1999	S. Porch	Heatherton	63
2000	A. Higgins	Ashwood	49
2001	C. Gorozidis	Murrumbeena	91
2002	S. Coats	Lyndale	76
2003	F. Rugolo	Hampton	61
2004	D. Fleming	Canterbury	65
2005	M. Tasiyan	St Kilda City	64
2006	M. Dimachki	Moorabbin Kangaroos	97
2007	A. Quinn	Dingley	129
2008	B. Williams	Heatherton	112
2009	L. Kirkland	Black Rock	92
2010	R. Szerszyn	Clayton	105
2011	G. Vassallo	Springvale Districts	58
2012	D. Willis	Murrumbeena	85
2013	D. Willis	Murrumbeena	90
2014	L. McGuinness	Skye	65
2015	D. Velardo	Oakleigh District	61
2016	P. Smith	Chelsea Heights	58
2017	P. Smith	Chelsea Heights	60

DIVISION 3

GOALS

1993	L. Ladlow	East Camberwell	70
1994	R. Gamlin	St Kilda City	78
1995	P. Smit	Chelsea Heights	72
1996	P. Bramley	Highett	103
1997	D. Caddaye	Tooronga-Malvern	75
1998	S. Dewhurst	Highett	59
1999	S. Dewhurst	Highett	80
2000	A. Arena	Lyndale	46
2001	C. Hojnacki	Dandenong West	56
2002	F. Rugolo	Hampton	101
2003	D. Fleming	Canterbury	71
2004	J. McMahon	Black Rock	53
2005	M. Crawley	South Yarra	78
2006	D. Casset	Parkmore	115
2007	C. Sheedy	Sandown Cobras	64
2008	S. Rowley	Skye	104
2009	R. Ramsdale	Doveton Eagles	117
2010	M. Scott	Hampton	59
2011	J. Gough	Mount Waverley	74
2012	C. Sheedy	Sandown Cobras	70
2013	P. Dye	Doveton Eagles	66
2014	J. Gough	Mount Waverley	98
2015	T. March	Carrum Patterson Lakes	86
2016	J. Gough	Mount Waverley	101
2017	T. Kumetaitis	Lyndale	65

DIVISION 4

GOALS

1993	B. Dawson	Syndal-Tally Ho	128
1994	S. Murphy	Heatherton	88
1995	B. Siphthorpe	Mount Waverley Catholic	106
1996	D. Bradley	Dandenong West	76
1997	S. Ponter	Lyndale	74
1998	B. Rand	Mount Waverley Catholic	62

DIVISION 5

GOALS

1993	S. Nicol	Moorabbin West	85
1994	M. Creak	Boronia Park	102
1995	M. Creak	Boronia Park	63

WOMEN'S

GOALS

2017	N. Cardamone	Mordialloc	35
	A. Neil	Mordialloc	35

UNDER 19*

GOALS

1996	R. Szerszyn	Springvale Districts	58
1997	J. Boulter	Parkdale	51
1998	K. Brady	Parkdale	42
1999	J. Stoddart	North Dandenong	68
2000	A. McKenzie	Cheltenham	62
2001	A. McKenzie	Cheltenham	26
2002	T. Rascoe	Clayton	44
	E. Nassrallah	Clayton	44
2008	B. Rogers	Cheltenham Rosellas	51
2009	S. Thompson	Murrumbeena	81
2010	T. Mayor	Skye	69
2011	L. Huntington	St Kilda City	79
2012	R. McConville	Skye	52
2013	R. McConville	Skye	63
	J. Fry	Chelsea Heights	63
2014	N. Lowrie	Bentleigh	70
2015	M. Talarico	Dingley	101
2016	M. Lefau	St Kilda City	69
2017	J. Waite	Parkmore/Springvale Districts	50

*Known as Under 18 (1996-1997),
Thirds (1998-2000), Colts (2002, 2008-2012)



FOOTBALL GRAND FINALS

BEST ON GROUND

DIVISION 1 MENEILLY MEDAL

1993	A. Hibbett	East Brighton
1994	D. Staffieri	Noble Park
1995	D. Edwards	Parkdale
1996	C. McIver	Noble Park
1997	D. McKee	Noble Park
1998	M. Bordignon	Balwyn
1999	J. Taylor	Balwyn
2000	R. Smith	Balwyn
2001	M. Gallagher	Clayton
2002	F. Bizzotto	St Kilda City
2003	L. Wilson	St Pauls
2004	M. Campbell	East Brighton
2005	B. Cranage	Balwyn
2006	D. Rajic	Clayton
2007	B. Zosens	St Kilda City
2008	S. Sziller	St Pauls
2009	M. Silver	St Kilda City
2010	M. McPhee	St Kilda City
2011	H. Barnes	St Pauls
2012	P. Larsen	East Brighton
2013	A. Gilbert	St Pauls
2014	B. Douthie	East Brighton
2015	J. Peet	Dingley
2016	C. Horton-Milne	Dingley
2017	D. Ades	Dingley

DIVISION 2 MENEILLY MEDAL

1993	E. Ryder	Cheltenham
1994	A. Stocker	Caulfield
1995	T. Mullenger	Collingwood Districts
1996	T. Elliott	Ashwood
1997	D. Caminiti	Balwyn
1998	V. Clark	St Kilda City
1999	D. Simmons	Mordialloc
2000	T. Coote	Chelsea Heights
2001	G. Firth	Ashwood
2002	M. Bilucaglia	East Brighton
2003	J. Couchi	Murrumbeena
2004	P. Poelsma	Highett
2005	B. Zosens	St Kilda City
2006	M. Szymanski	Heatherton
2007	G. Vassallo	Springvale Districts
2008	T. Lavars	Dingley
2009	T. Sauer	Heatherton
2010	J. Isaac	Clayton
2011	J. Ellen	Highett
2012	T. Hotton	East Malvern
2013	M. Budds	Bentleigh
2014	S. Fragiacomio	Mordialloc
2015	A. Howison	Oakleigh District
2016	S. McNulty	Port Melbourne Colts
2017	M. Baxter	Chelsea Heights

DIVISION 3 MENEILLY MEDAL

1993	G. Barclay	Murrumbeena
1994	M. Harnett	St Kilda City
1995	S. Gates	Chelsea Heights
1996	P. Bramley	Highett
1997	M. Koetsier	Box Hill Pioneers
1998	P. Cipriani	Heatherton
1999	S. Lang	Highett
2000	J. Young	Lyndale
2001	B. Hughes	Tooronga-Malvern
2002	T. Evans	Hampton
2003	J. Byrne	Canterbury
2004	F. Tootoo	Moorabbin Kangaroos
2005	M. Dimachki	Moorabbin Kangaroos
2006	D. Armansin	Parkmore
2007	J. Wilkin	Mount Waverley
2008	S. Keating	South Yarra
2009	M. Watts	Skye
2010	M. Scott	Hampton
2011	J. Yap	Southern Dragons
2012	H. Harcourt	Moorabbin Kangaroos
2013	C. Wilson	Doveton Eagles
2014	**	
2015	J. Krieger	Black Rock
2016	D. Cincotta	Mount Waverley
2017	M. Callinan	Doveton Eagles

** No Result

DIVISION 4 MENEILLY MEDAL

1993	D. Carmody	South Yarra
1994	M. Joy	Syndal-Tally Ho
1995	M. Haj	Doveton Eagles
1996	T. Clancy	Cheltenham Assumption
1997	A. Todd	Carrum Downs
1998	R. Jefferies	Mount Waverley Catholic

DIVISION 5 MENEILLY MEDAL

1993	C. Milburn	Moorabbin West
1994	G. Brooks	East Bentleigh
1995	W. Mould	Lyndale

WOMEN'S BEST ON GROUND MEDAL

2017	G. Bibby	Murrumbeena
------	----------	-------------



UNDER 19* MENEILLY MEDAL

1996	J. Williams	Cheltenham
1997	M. Odachowski	Springvale Districts
1998	C. Diggeden	Parkdale
1999	A. McQueen-Parton	Surrey Park
2000	C. Blake	Cheltenham
2001	Z. Jenkins	Cheltenham
2002	S. Schellebeck	Clayton

BARNES MEDAL

2008	Z. Mousoulis	Cheltenham
2009	H. Nidam	St Kilda City
2010	S. Fox	Skye
2011	H. Sullivan	St Kilda City
2012	M. Backman	Bentleigh
2013	W. Nash	Murrumbeena
2014	J. Gadakis	Bentleigh
2015	O. Gabelich	St Kilda City
2016	V. Dang	St Kilda City
2017	A. Lucarelli	Oakleigh District

*Known as Under 18 (1996-1997),
Thirds (1998-2000), Colts (2002, 2008-2012)



NETBALL BEST & FAIREST WINNERS

DIVISION 1

2012	S. Wonnacott	Dingley
	J. Regnier	Heatherton
2013	M. Kibel	Heatherton
	N. Strong	St Kilda City
2014	M. Russo	Bentleigh
2015	A. Wise	Dingley
2016	A. Wise	Dingley
	R. Samason	Heatherton
2017	R. Samason	Heatherton Black

DIVISION 2

2013	S. Fischer	Dingley
2014	J. Baker	St Kilda City
2015	B. Riddell	Heatherton
2016	G. Healey	St Pauls
2017	C. Weiske	Heatherton

DIVISION 3

2013	J. Paton	Lyndale
2014	J. Paton	Lyndale
2015	M. Cook	Heatherton
2016	T. O'Sei	Clayton
2017	B. Viececi	Keysborough

DIVISION 4

2014	C. Roberts	Bentleigh
	M. Mati	Keysborough
2015	T. McArtney	Dingley
	E. Naismith	Heatherton
2016	L. Kilfoyle	Dingley
2017	Y. Lippold	St Kilda City

DIVISION 5

2015	S. Rayment	Black Rock
2016	K. Loyd	Heatherton
2017	K. Harrison	Skye

DIVISION 6

2015	T. Potter	Dandenong
2016	M. Mair	Lyndhurst
2017	A. Flarve	Heatherton

DIVISION 7

2016	K. Blackman	Bentleigh
2017	N. Hill	Oakleigh District

DIVISION 8

2016	A. Lemana	Dandenong
2017	S. Robinson	Keysborough
	A. Wright	Mordialloc

UNDER 19

2016	D. Tomaselli	Mordialloc One
	G. Reynolds	Dingley Two
	O. Selbst	Dingley One



NETBALL LEADING GOALSHOOTERS

DIVISION 1

GOALS

2016	S. O'Shea	Caulfield	476
2017	R. Samason	Heatherton Black	351

DIVISION 2

GOALS

2016	G. Healey	St Pauls	355
2017	S. Bartlett	Heatherton	507

DIVISION 3

GOALS

2016	A. Cooper	Dingley	328
2017	A. Cooper	Dingley	275

DIVISION 4

GOALS

2016	C. McAndrew	Heatherton White	210
2017	B. Waras-Carstensen	Dingley Gold	321

DIVISION 5

GOALS

2016	S. Poort	Black Rock	360
2017	V. Sheppard	Heatherton	526

DIVISION 6

GOALS

2016	M. Mair	Lyndhurst	370
2017	M. Piper	Dingley Gold	289

DIVISION 7

GOALS

2016	R. Saunders	Bentleigh	238
2017	J. Cook	Carrum Patterson Lakes	274

DIVISION 8

GOALS

2016	B. Miller	Cheltenham	340
2017	R. Mastroianni	Keysborough	259

UNDER 19

GOALS

2016	S. Heenan	Dingley Two	160
------	-----------	-------------	-----



NETBALL GRAND FINALS BEST ON COURT

DIVISION 1

2012	M. Kibel	Heatherton
2013	S. Wonnacott	Dingley
2014	T. Bickham	Heatherton
2015	A. Wise	Dingley
2016	Z. Mifsud	Heatherton
2017	R. Samason	Heatherton Black

DIVISION 2

2013	G. Donkin	Carrum Patterson Lakes
2014	C. Osborne	Heatherton
2015	S. Stuart	St Kilda City
2016	M. Quinn	Heatherton
2017	C. Weiske	Heatherton

DIVISION 3

2013	E. Balfour	Bentleigh
2014	M. Taylor	Dingley
2015	Z. Teoh	Caulfield
2016	H.-M. Ashin	Heatherton
2017	L. Kilfoyle	Dingley

DIVISION 4

2014	S. Murphy	Doveton Eagles
2015	E. Naismith	Heatherton
2016	K. Stewart	Heatherton
2017	H. McCluskey	Heatherton White

DIVISION 5

2015	S. Handson	Highett
2016	R. Goodear	Black Rock
2017	J. Brown	Caulfield

DIVISION 6

2015	A. Hall	Dandenong
2016	M. Lanyon	Lyndhurst
2017	A. Flarve	Heatherton

DIVISION 7

2016	M. Boros	Mount Waverley
2017	N. Hill	Oakleigh District

DIVISION 8

2016	L. Geschke	Cheltenham
2017	R. Mastroianni	Keysborough

UNDER 19

2016	G. Reynolds	Dingley Two
------	-------------	-------------



FOOTBALL FINALS SERIES FINISHES

DIVISION 1

	PREMIERS	RUNNERS-UP	THIRD	FOURTH	FIFTH
1992	Noble Park	South Melbourne District	East Brighton	Parkdale	
1993	East Brighton	Noble Park	Mount Waverley	South Melbourne District	
1994	Noble Park	East Brighton	Bentleigh	St Pauls Bentleigh	
1995	Parkdale	Noble Park	Caulfield	Mount Waverley-Burwood	
1996	Noble Park	Parkdale	St Pauls East Bentleigh	Cheltenham	
1997	Noble Park	Parkdale	Cheltenham	Caulfield	
1998	Balwyn	Noble Park	Bentleigh	Parkdale	
1999	Balwyn	Noble Park	Parkdale	St Pauls East Bentleigh	Clayton
2000	Balwyn	St Pauls East Bentleigh	Parkdale	Cheltenham	
2001	Clayton	St Kilda City	Balwyn	Oakleigh District	
2002	St Kilda City	Balwyn	Chelsea Heights	Clayton	
2003	Balwyn	St Pauls East Bentleigh	Chelsea Heights	Clayton	
2004	East Brighton	St Pauls East Bentleigh	Balwyn	Chelsea Heights	
2005	Balwyn	East Brighton	Clayton	Chelsea Heights	
2006	Clayton	St Pauls East Bentleigh	Balwyn	Cheltenham	
2007	St Kilda City	St Pauls East Bentleigh	Clayton	Cheltenham	
2008	St Pauls East Bentleigh	St Kilda City	Cheltenham	Clayton	
2009	St Kilda City	Chelsea Heights	St Pauls East Bentleigh	Mordialloc	Cheltenham
2010	St Kilda City	Chelsea Heights	St Pauls East Bentleigh	East Brighton	Mordialloc
2011	St Pauls East Bentleigh	East Brighton	St Kilda City	Cheltenham	Chelsea Heights
2012	East Brighton	Chelsea Heights	St Pauls	Cheltenham	Dingley
2013	St Pauls	East Brighton	Dingley	Chelsea Heights	St Kilda City
2014	East Brighton	Dingley	St Pauls	Chelsea Heights	Cheltenham
2015	Dingley	Mordialloc	East Brighton	East Malvern	St Pauls
2016	Dingley	Bentleigh	Oakleigh District	East Malvern	Clayton
2017	Dingley	Mordialloc	Bentleigh	St Pauls	East Malvern



FOOTBALL FINALS SERIES FINISHES

DIVISION 2

	PREMIERS	RUNNERS-UP	THIRD	FOURTH	FIFTH
1992	Cheltenham	Highett Districts	Mordialloc	St Kilda City	
1993	Cheltenham	Tooronga-Malvern	Collingwood Districts	Caulfield	
1994	Caulfield	Collingwood Districts	Cheltenham	Ashwood	
1995	Cheltenham	Collingwood Districts	Tooronga-Malvern	St Kilda City	
1996	Ashwood	Balwyn	St Kilda City	Chelsea Heights	
1997	Balwyn	St Kilda City	Hampton United	Springvale Districts	
1998	St Kilda City	Springvale District	Ashwood	Hampton United	
1999	Mordialloc	Surrey Park	Ashwood	Heatherton	
2000	Chelsea Heights	Ashwood	Springvale Districts	North Kew	
2001	Ashwood	Lyndale	Springvale Districts	Murrumbeena	
2002	East Brighton	Murrumbeena	Springvale Districts	Lyndale	
2003	Murrumbeena	Hampton	Springvale Districts	Lyndale	
2004	Highett	Springvale Districts	Lyndale	Tooronga-Malvern	
2005	St Kilda City	Tooronga-Malvern	Oakleigh District	Heatherton	
2006	Heatherton	Tooronga-Malvern	Oakleigh District	Moorabbin Kangaroos	
2007	Springvale Districts	Dingley	Caulfield	Oakleigh District	
2008	Dingley	Heatherton	Oakleigh District	Murrumbeena	
2009	Heatherton	South Yarra	Oakleigh District	Murrumbeena	Highett
2010	Clayton	Oakleigh District	Highett	South Yarra	Murrumbeena
2011	Highett	Bentleigh	Springvale Districts	Oakleigh District	Murrumbeena
2012	East Malvern	Oakleigh District	Skye	Bentleigh	Murrumbeena
2013	Bentleigh	Mordialloc	Oakleigh District	Murrumbeena	Springvale Districts
2014	Mordialloc	Skye	Hampton	Caulfield	Highett
2015	Oakleigh District	Murrumbeena	Caulfield	Keysborough	Skye
2016	Port Melbourne Colts	Caulfield	Chelsea Heights	Skye	Highett
2017	Chelsea Heights	Murrumbeena	Keysborough	Caulfield	Skye



DIVISION 3

	PREMIERS	RUNNERS-UP	THIRD	FOURTH	FIFTH
1993	Murrumbeena	North Kew	Chelsea Heights	St Kilda City	
1994	St Kilda City	South Yarra	East Camberwell	North Kew	
1995	Chelsea Heights	Heatherton	SyndaI-Tally Ho	Surrey Park	
1996	Highett	Heatherton	Box Hill Pioneers	Surrey Park	
1997	Box Hill Pioneers	Heatherton	North Kew	Boronia Park	
1998	Heatherton	Cheltenham Assumption	Boronia Park	Tooronga-Malvern	
1999	North Kew	Highett	South Yarra	Boronia Park	Dandenong West
2000	Lyndale	Tooronga-Malvern	South Yarra	Doveton Eagles	
2001	Tooronga-Malvern	Doveton Eagles	Canterbury	Black Rock	
2002	Hampton	Black Rock	Doveton Eagles	Canterbury	
2003	Canterbury	Black Rock	Southern Cobras	Moorabbin Kangaroos	
2004	Black Rock	Moorabbin Kangaroos	Cerberus	Southern Cobras	
2005	Moorabbin Kangaroos	North Kew	Doveton Eagles	Cerberus	
2006	Parkmore	North Kew	Black Rock	Mount Waverley	
2007	Black Rock	Mount Waverley	Canterbury	Doveton Eagles	
2008	South Yarra	Canterbury	Mount Waverley	Skye	
2009	Skye	Mount Waverley	Doveton Eagles	Hampton	
2010	Hampton	Mount Waverley	Moorabbin Kangaroos	Southern Dragons	Dandenong
2011	Southern Dragons	Mount Waverley	Moorabbin Kangaroos	Sandown Cobras	Doveton Eagles
2012	Moorabbin Kangaroos	Sandown Cobras	Doveton Eagles	Ashwood	Mount Waverley
2013	Doveton Eagles	Carrum Patterson Lakes	Dandenong	Mount Waverley	Ashwood
2014	Mount Waverley / Carrum Patterson Lakes*	Mount Waverley / Carrum Patterson Lakes*	Lyndale	Sandown Cobras	Black Rock
2015	Black Rock	Mount Waverley	Moorabbin Kangaroos	Ashwood	Carrum Patterson Lakes
2016	Mount Waverley	Ashwood	Doveton Eagles	Hallam	South Yarra
2017	Doveton Eagles	Endeavour Hills	Hallam	Ashwood	Black Rock

* No Result



FOOTBALL FINALS
SERIES FINISHES

DIVISION 4

	PREMIERS	RUNNERS-UP	THIRD	FOURTH
1993	South Yarra	Syndal-Tally Ho	Heatherton	Cheltenham Assumption
1994	Syndal-Tally Ho	Mount Waverley Catholic	Heatherton	Carnegie
1995	Doveton Eagles	Mount Waverley Catholic	Box Hill Pioneers	East Bentleigh
1996	Cheltenham Assumption	Moorabbin West	Carnegie	Carrum Downs
1997	Lyndale	Carrum Downs	Dandenong West	Carnegie
1998	Mount Waverley Catholic	Canterbury	Carnegie	Moorabbin West

DIVISION 5

	PREMIERS	RUNNERS-UP	THIRD	FOURTH
1993	Moorabbin West	Mount Waverley Catholic	East Bentleigh	Lyndale
1994	Carrum Downs	East Bentleigh	Lyndale	Boronia Park
1995	Lyndale	Boronia Park	Black Rock	Box Hill North

UNDER 19*

	PREMIERS	RUNNERS-UP	THIRD	FOURTH	FIFTH
1996	Cheltenham	Noble Park	Springvale Districts	Parkdale	
1997	Springvale Districts	Cheltenham	Parkdale	Noble Park	
1998	Parkdale	North Dandenong	Noble Park	Springvale Districts	
1999	Surrey Park	North Dandenong	St Pauls	Noble Park	
2000	Cheltenham	Clayton	Parkdale	St Pauls	
2001	Cheltenham	St Pauls	Clayton	Parkdale	
2002	Clayton	St Pauls-Highett	Dandenong West	Clayton	Parkdale
2008	Cheltenham Rosellas	Hampton	Murrumbeena	Cheltenham Cockatoos	
2009	St Kilda City	St Pauls	Skye	Dingley	Murrumbeena
2010	Skye	Dingley	St Kilda City	Hampton	Cheltenham
2011	St Kilda City	Bentleigh	Skye Black	Murrumbeena	St Pauls
2012	Bentleigh	Murrumbeena	St Peters	Skye	St Pauls
2013	Murrumbeena	Bentleigh	Skye	St Pauls	Dingley
2014	Bentleigh	Dingley	Clayton	St Pauls	Skye
2015	St Kilda City	Hampton	Dingley	Bentleigh	Oakleigh District
2016	St Kilda City	Hampton	Oakleigh District	St Pauls	Cheltenham
2017**	Oakleigh District Dingley (5th)	St Kilda City Parkmore/Springvale Districts (6th)	Hallam St Pauls (7th)	Cheltenham Skye (8th)	

*Known as Under 18 (1996-1997), Thirds (1998-2000), Colts (2002, 2008-2012)

WOMEN'S

	PREMIERS	RUNNERS-UP	THIRD	FOURTH
2017**	Murrumbeena Highett (5th)	Oakleigh District Hallam (6th)	Mordialloc Endeavour Hills (7th)	East Brighton Lyndhurst (8th)

**Under 19 and Women's competitions used a Top 8 finals system in 2017

NETBALL FINALS
SERIES FINISHES

DIVISION 1

	PREMIERS	RUNNERS-UP	THIRD	FOURTH
2012	Heatherton	Dingley	East Brighton	St Pauls
2013	Dingley	Heatherton	Bentleigh	St Pauls
2014	Dingley	Heatherton	Bentleigh	St Kilda City
2015	Dingley	Keysborough	Heatherton	Bentleigh
2016	Heatherton	Dingley	Keysborough	Caulfield
2017	Heatherton Black	Dingley	Caulfield	Keysborough

DIVISION 2

	PREMIERS	RUNNERS-UP	THIRD	FOURTH
2013	Dingley	Carrum Patterson Lakes	Clayton	St Kilda City
2014	Heatherton	Dingley	Bentleigh	St Kilda City
2015	St Kilda City	Heatherton	Mordialloc	Dingley
2016	Heatherton	St Pauls	Mordialloc	Dingley
2017	Heatherton	Caulfield	Dingley	South Yarra

DIVISION 3

	PREMIERS	RUNNERS-UP	THIRD	FOURTH
2013	Lyndale	Bentleigh	Hidden Grove	Cheltenham
2014	Clayton	Dingley	Cheltenham	Chelsea Heights
2015	Caulfield	Dingley	Carrum Patterson Lakes	Black Rock
2016	Heatherton	Dingley	St Kilda City	Black Rock
2017	Dingley	Keysborough	Clayton	Heatherton

DIVISION 4

	PREMIERS	RUNNERS-UP	THIRD	FOURTH
2014	Doveton Eagles	St Kilda City	Black Rock	Lyndale
2015	Heatherton	St Kilda City	Keysborough	Dingley
2016	South Yarra	Heatherton White	Heatherton Black	Dingley
2017	Dingley Gold	Heatherton White	Heatherton Black	Dingley Red

DIVISION 5

	PREMIERS	RUNNERS-UP	THIRD	FOURTH
2015	Highett	Mordialloc	Dingley	Black Rock
2016	Black Rock	Heatherton	Bentleigh	Dingley
2017	Caulfield	Dingley	Lyndhurst	Heatherton

DIVISION 6

	PREMIERS	RUNNERS-UP	THIRD	FOURTH
2015	Dandenong	Mount Waverley	St Kilda City	Highett
2016	Lyndhurst	Caulfield	South Yarra	Lyndale
2017	Heatherton	Dingley Red	Dingley Gold	Doveton Eagles

DIVISION 7

	PREMIERS	RUNNERS-UP	THIRD	FOURTH
2016	Mount Waverley	Heatherton	Oakleigh District	Bentleigh
2017	Oakleigh District	Dingley	Lyndhurst	Carrum Patterson Lakes

DIVISION 8

	PREMIERS	RUNNERS-UP	THIRD	FOURTH
2016	Cheltenham	Heatherton	Keysborough	Dandenong
2017	Keysborough	Mordialloc	Dingley	Lyndhurst

UNDER 19

	PREMIERS	RUNNERS-UP	THIRD	FOURTH
2016	Dingley Two	Dingley One	Mordialloc One	Mordialloc Two

CLUB CHAMPIONS

	DIVISION 1	DIVISION 2	DIVISION 3	DIVISION 4	DIVISION 5
1993	Noble Park	Collingwood Districts	Murrumbeena	Heatherton	Moorabbin West
1994	Noble Park	Caulfield	East Camberwell	Heatherton	Carrum Downs
1995	Noble Park	Cheltenham	Heatherton	Doveton Eagles	Boronia Park
1996	Noble Park	Balwyn	Heatherton	Cheltenham Assumption	
1997	Noble Park	Springvale Districts	Heatherton	Lyndale	
1998	Noble Park	Springvale Districts	Surrey Park	Mount Waverley Catholic	
1999	Noble Park	Surrey Park	North Kew		
2000	St Pauls East Bentleigh	Chelsea Heights	Lyndale		
2001	Clayton	Ashwood	Tooronga-Malvern		
2002	Clayton	Murrumbeena	Hampton		
2003	Balwyn	Hampton	Canterbury		
2004	Balwyn	Highett	Cerberus		
2005	Clayton	Tooronga-Malvern	Doveton Eagles		
2006	Cheltenham	Tooronga-Malvern	North Kew		
2007	St Pauls East Bentleigh	Springvale Districts	Mount Waverley		
2008	St Kilda City	Dingley	Mount Waverley		
2009	St Kilda City	Murrumbeena	Skye		
2010	Chelsea Heights	Highett	Mount Waverley		
2011	Chelsea Heights	Bentleigh / Skye	Mount Waverley		
2012	Chelsea Heights	Skye	Sandown Cobras		
2013	Dingley	Bentleigh	Doveton Eagles		
2014	Dingley	Skye	Mount Waverley		
2015	Dingley	Skye	Black Rock		
2016	Dingley	Heatherton	South Yarra		
2017	Dingley	Heatherton	Hallam		

FINANCE REPORT



JENNY MOUAT
FINANCE MANAGER

The SFNL 2017 financial results reflect a year of increased growth with the League achieving a surplus of \$28,326, which was an increase from the surplus of \$11,516 in 2016. A main contributor towards this result was an increase in our alternative revenue streams and the introduction of our Women's Football competition this year.

Highlights of our 2017 results are:

- The League achieved a turnover of \$1.80m, which was an increase of 7.1% from \$1.68m in 2016.
- Our alternative revenue streams were \$71,676 – up from \$61,672k in 2016. Important contributions were an increase in grants for Women's Football and the inaugural preseason Seymour Law Cup. We continue to look at ways to source alternative revenue streams to reduce our reliance on Finals income.
- This year the League's Finals income was down \$23,232k from last year, partially due to inclement weather during the finals series. This illustrates the importance of the Board's focus on developing alternative income streams.

- We achieved \$40,205 of income from our successful inaugural Women's Football competition.
 - Netball income increased \$15,352 to \$89,382k as this competition continues to grow strongly.
 - We increased our sponsorship income to \$166,881 vs \$153,720 last year, which is a great outcome and reflection of the work we are doing in developing and maintaining our partnerships.
- The League's expenses increased during the financial year to \$1,773,617 from \$1,670,870 in 2016. Some reasons for this were:
- A significant portion (46%) of the increased expenses related to increased costs of merchandise for on field apparel, medical supplies and footballs, much of it to supply the new women's football teams. These expenses were covered by their related sales revenue and don't represent a reduction to the surplus for the year.
 - The other major factor for the increased costs this year were the running costs for the new Women's Football competition and increased costs for the growth of the netball competition.

The Balance Sheet again demonstrates our continued strong financial health. Our cash position has improved by \$97,013 over the year. A greater proportion of our cash has been invested into our term deposit as we position ourselves towards our contribution to the Linton Street redevelopment at Moorabbin. Much of the improved cash position has been due to the continued efforts in managing our receivables. The collectability of our club income has improved during the year, which has resulted in our receivables reducing by \$24,196. Our clubs are to be commended for the role that they have played in this. The Board continued to support those clubs that have needed financial assistance and extensions for payment. It is worth noting that the number of clubs that have needed assistance during the year has reduced. The SFNL continues to be in a healthy financial position and is well positioned for future growth.

Jenny Mouat
Finance Manager
Southern Football Netball League



FINANCIAL REPORT FOR THE YEAR ENDED 31 OCTOBER 2017

STATEMENT OF COMPREHENSIVE INCOME FOR THE YEAR ENDED 31 OCTOBER 2017

REVENUE	Note	2017	2016
		\$	\$
Sales of merchandise		354,154	339,254
Records and media		55,583	56,482
Club insurance		92,908	92,014
Umpiring fees		425,262	385,305
Finals revenue		190,474	213,706
Function revenue		43,068	47,203
Interleague revenue		3,315	5,177
AFL 9's Fees		16,347	12,872
Pre-season competition revenue and sponsorship		21,415	-
Netball fees		89,382	74,030
Football affiliation fees		236,185	213,527
Sponsorship		166,881	153,720
Grants and subsidies		65,132	51,752
Interest received & receivable		6,273	3,494
Other		35,564	33,850
		1,801,943	1,682,386
EXPENDITURE			
Cost of merchandise sold		316,952	293,331
Records and media costs		55,046	48,739
Club insurance expenses		90,614	88,248
Umpiring costs		426,074	392,521
Finals expenses		126,787	120,931
Functions costs		60,907	63,946
Club and member rebates		16,295	18,012
Interleague		20,368	22,091
AFL 9's expenses		6,185	4,531
Pre-season competition expenses		9,563	-
Netball expenses		67,510	60,449
Administration and finance costs		577,316	558,071
		1,773,617	1,670,870
Profit (loss) for the year	2	28,326	11,516

The accompanying notes form part of these financial statements

STATEMENT OF FINANCIAL POSITION AS AT 31 OCTOBER 2017

ASSETS	Note	2017	2016
		\$	\$
CURRENT			
Cash and cash equivalents	3	489,992	392,979
Receivables	4	44,084	60,545
Inventories	5	22,656	13,706
Other current assets	6	4,457	6,093
TOTAL CURRENT ASSETS		561,189	473,323
NON-CURRENT			
Receivables	4	11,038	18,773
Property, plant and equipment	7	42,068	47,622
TOTAL NON-CURRENT ASSETS		53,106	66,395
TOTAL ASSETS		614,295	539,718
LIABILITIES			
CURRENT			
Payables	8	119,902	79,249
Provisions	9	30,577	24,979
TOTAL CURRENT LIABILITIES		150,479	104,228
NON CURRENT			
Provisions	9	10,720	10,720
TOTAL LIABILITIES		161,199	114,948
NET ASSETS		453,096	424,770
MEMBERS FUNDS			
Retained earnings		453,096	424,770

The accompanying notes form part of these financial statements

FINANCIAL REPORT FOR THE YEAR ENDED 31 OCTOBER 2017

STATEMENT OF CHANGES IN EQUITY

FOR THE YEAR ENDED 31 OCTOBER 2017

	Note	Pre- restructuring Surplus	Accumulated Surplus	Total
		\$	\$	\$
Balance 1 November 2016		236,625	188,145	424,770
Surplus (Deficit) for the year		-	28,326	28,326
Balance 31 October 2017		236,625	216,471	453,096
Balance 1 November 2016		236,625	176,629	413,254
Surplus (Deficit) for the year		-	11,516	11,516
Balance 31 October 2017		236,625	188,145	424,770

STATEMENT OF CASH FLOWS

FOR THE YEAR ENDED 31 OCTOBER 2017

CASH FLOWS FROM OPERATING ACTIVITIES	Note	2017	2016
		\$	\$
Receipts from customers		1,932,712	1,885,661
Payments to suppliers and employees		(1,830,905)	(1,782,027)
Interest received		6,772	3,494
Net cash provided by (used in) operating activities	10	108,579	107,128
CASH FLOWS FROM INVESTING ACTIVITIES			
Payments for property, plant and equipment		(11,566)	(10,339)
Net cash provided by (used in) investing activities		(11,566)	(10,339)
Net increase (decrease) in cash		97,013	96,789
Cash at beginning of financial year		392,979	296,190
Cash at end of financial year	10	489,992	392,979

The accompanying notes form part of these financial statements

NOTES TO THE FINANCIAL STATEMENTS

FOR THE YEAR ENDED 31 OCTOBER 2017

1. Significant Accounting Policies

a. Incorporation

Southern Football Netball League Inc. was incorporated on 5 January 2009.

b. Basis of preparation

The financial report is a general purpose financial report that has been prepared in accordance with Australian Accounting Standards, Interpretations and other authoritative pronouncements of the Australian Accounting Standards Board and the Associations Incorporations Reform Act 2012.

The financial report of Southern Football Netball League Inc. as an individual entity complies with Australian Equivalents to International Financial Reporting Standards. Compliance with Australian Equivalents to International Financial Reporting Standards ensures that the financial statements and notes comply with International Financial Reporting Standards (IFRS).

The financial report has been prepared under the historical cost convention modified by revaluations of selected non-current assets, financial assets and financial liabilities for which the fair value basis of accounting has been applied.

The following is a summary of the material accounting policies adopted by the association in the preparation and presentation of the financial report. The accounting policies have been consistently applied, unless otherwise stated.

c. Accounting policies

i. Revenue

Affiliation fees and sponsorships are recognised as revenue on a time proportional basis.

Revenue from the sale of goods, principally comprising footballs, uniforms, equipment and records to member clubs, is recognized when the significant risks and rewards of ownership of the goods have passed to the buyer and the costs incurred or to be incurred in respect of the transaction can be measured reliably. Risks and rewards of ownership are considered as having passed to the buyer upon the delivery of goods to customers.

Revenues from the provision of services are recognised upon delivery of the service.

Grant revenue is recognised in the income statement when it is controlled. When there are conditions attached to grant revenue relating to the use of those grants for specific purposes, it is recognised in the balance sheet as a liability until such conditions are met or services provided.

Interest revenue is recognised on a proportional basis taking into account the interest rates applicable to the financial assets.

ii. Cash and cash equivalents

Cash and cash equivalents include cash on hand, deposits held at-call with banks and other short-term highly liquid investments with original maturities of three months or less.

iii. Inventories

Inventories primarily comprise stocks of football equipment and uniforms held for resale and are measured at the lower of cost and net realisable value.

iv. Financial instruments

Receivables

Trade and other receivables when initially recognised are measured at fair value, which normally approximates their nominal value. Subsequently they are measured at amortised cost using the effective interest rate method.

FINANCIAL REPORT FOR THE YEAR ENDED 31 OCTOBER 2017

NOTES TO THE FINANCIAL STATEMENTS

FOR THE YEAR ENDED 31 OCTOBER 2017

Payables

Trade and other accounts payable are recognised when the association becomes obliged to make future payments resulting from the purchase of goods or services. When initially recognised they are measured at fair value, which normally approximates their nominal value. Subsequently they are measured at amortised cost.

d. Property, plant and equipment

Each class of property, plant and equipment is carried at cost or fair value as indicated less, where applicable, any accumulated depreciation and impairment losses.

Depreciation and amortisation

The depreciable amount of items of property, plant and equipment are depreciated on a straight line basis over their estimated useful lives commencing from the time the asset is held ready for use.

The assets' residual values and useful lives of assets are reviewed at each balance sheet date and adjusted if appropriate. Leasehold Improvements at the Linton Street premises were written off when those premises were vacated in 2016 in preparation for the redevelopment of the Moorabbin Reserve.

The following estimated useful lives are used in the calculation of depreciation and amortisation:

Class of asset	Useful life
Computer equipment	3 years
Defibrillators	10 years
Furniture	2 years

e. Employee benefits

Provision is made for the association's liability for employee benefits arising from services rendered by employees to the end of the reporting period.

Employee benefits that are expected to be settled within one year have been measured at the amounts expected to be paid when the liability is settled, plus related on-costs.

Employee benefits payable later than one year have been measured at the present value of the estimated future cash outflows to be made for those benefits.

Contributions are made by the entity to an employee superannuation fund and are charged as expenses when incurred.

f. Provisions

Provisions are recognised when the association has a legal or constructive obligation as a result of past events, for which it is probable that an outflow of economic benefits will result and that outflow can be reliably measured.

Provisions recognised represent the best estimate of the amount required to settle the obligation at the end of the reporting period.

g. Income tax

No Provision for Income Tax has been raised, as the entity is exempt from Income Tax under Division 50 of the Income Tax Assessment Act 1997.

h. Goods and services tax (GST)

Revenues, expenses and assets are recognised net of the amount of GST, except where the amount of GST incurred is not recoverable from the Australian Tax Office (ATO).

In these circumstances, the GST is recognised as part of the cost of acquisition of the asset or as part of an item of the expense.

Receivables and payables in the statement of financial position are shown inclusive of GST.

NOTES TO THE FINANCIAL STATEMENTS

FOR THE YEAR ENDED 31 OCTOBER 2017

2. PROFIT FOR THE YEAR

Profit for the year has been determined after:

a. Crediting as revenue

	2017	2016
	\$	\$
Interest received and receivable	6,772	3,494

b. Charging as expenses

Depreciation and amortisation	17,120	18,965
Bad debts written off against provision	1,640	10,479
Doubtful debts provision	71	656
Auditors fees	7,500	7,396
Loss on disposal of property, plant and equipment	-	13,855

3. CASH AND CASH EQUIVALENTS

Cash at bank	139,992	254,675
Interest bearing deposits	350,000	138,304
	489,992	392,979

4. RECEIVABLES

CURRENT

Trade debtors	43,499	68,395
Less provision for doubtful debts	(5,246)	(7,850)
	38,253	60,545
Other debtors	5,831	-
	44,084	60,545

NON-CURRENT

Trade debtors	13,638	20,338
Less provision for doubtful debts	(5,100)	(4,065)
	8,538	16,273
Rental bond	2,500	2,500
	11,038	18,773

5. INVENTORIES

CURRENT

Stocks of footballs, equipment, uniforms and medals at the lower of cost and net realisable value	22,656	13,706
---	---------------	---------------

FINANCIAL REPORT FOR THE YEAR ENDED 31 OCTOBER 2017

NOTES TO THE FINANCIAL STATEMENTS

FOR THE YEAR ENDED 31 OCTOBER 2017

	2017	2016
	\$	\$
6. OTHER CURRENT ASSETS		
Prepayments	4,457	6,093
7. PROPERTY, PLANT AND EQUIPMENT		
Furniture and equipment at cost	88,114	79,855
Less provision for depreciation	(46,046)	(32,233)
Total property, plant and equipment	42,068	47,622
8. PAYABLES		
Trade creditors	74,549	35,599
Other creditors and accruals	45,353	43,650
	119,902	79,249
9. PROVISIONS		
Current		
Provision for employee entitlements	30,577	24,979
Non-Current		
Provision for employee entitlements	10,720	10,720
10. CASH FLOW		
a. Reconciliation of cash		
Cash at the end of the financial year shown in the statement of cash flows is reconciled to the related items in the statement of financial position as follows:		
Cash at bank	489,992	392,979
For the purpose of the statement of cash flows, cash includes cash on hand and in banks net of outstanding overdrafts		
b. Reconciliation of cash flow from operating activities		
Profit (loss) from operations	28,326	11,516
Non-cash flow items in profit		
Depreciation	17,120	18,965
Doubtful debt provision	71	(656)
Loss on disposal of property, plant and equipment	-	13,855
Changes in assets and liabilities		
(Increase) decrease in receivables	25,761	23,164
(Increase) decrease in inventories	(8,950)	2,099
Increase (decrease) in payables	40,653	18,157
Increase (decrease) in provisions	5,598	20,028
Cash flow from operating activities	108,579	107,128

NOTES TO THE FINANCIAL STATEMENTS

FOR THE YEAR ENDED 31 OCTOBER 2017

11. Commitments

a. Commitments arising from the development of Moorabbin Reserve

The Southern Football Netball League Inc. (SFNL) is one of the stakeholder parties to arrangements for the development of state-of-the-art sports training, administration and match facilities at the Moorabbin Reserve, Linton Street, Moorabbin.

Under these arrangements, SFNL has agreed to contribute \$250,000 (plus GST) to the cost of the development and will in turn receive rights for the use of an area of the proposed new pavilion for an administrative office, as well as rights of access to various other facilities at the premises.

In preparation for the commencement of works it has been necessary for SFNL, as well as the South Metro Junior Football League Inc. (SMJFL), to vacate their previous administrative offices at the Moorabbin Reserve.

On 1 February 2016, SFNL and SMJFL jointly entered into a two-year lease (with a further six months option) of premises in Keys Road, Moorabbin, to provide temporary administrative offices during the development period at an annual rental of \$60,000 (i.e., \$120,000 commitment). An allocation of \$100,000 from the budget for the development of the Moorabbin Reserve has been made towards the cost of relocating SFNL and SMJFL for up to 24 months and the funding of the monthly rental of the Keys Road premises (net of SFNL and SMJFL annual combined contribution of \$10,000 – i.e., \$5000 each) is being met from this.

Additional funds from the development budget were also allocated and applied to cover moving and like costs.

In addition to the commitment outlined above, and consequent upon construction delays incurred at Moorabbin Reserve, the six-month lease renewal option of the temporary Keys Road premises has been exercised to 31 July 2018 at the current rental of \$5000 per month.

Beyond this, and to address the MRR project's revised practical completion date of mid-November 2018, a month-by-month lease extension of the temporary premises has also been further agreed for a four-month period to 30 November 2018 at a revised rental of \$6500 per month.

These additional Keys Road rental commitments, from 1 March 2018 to 30 November 2018, at a total of \$56,000, are covered under the MRR project budget.

b. Equipment lease commitments

	2017	2016
	\$	\$
Minimum rental commitments on Office Equipment:		
Due within 1 year	2,200	4,200
Due between 1 and 5 years	-	2,200

12. Financial risk management

The League's financial instruments consist mainly of deposits with banks, accounts receivables and payable and leases. The purpose of these financial instruments is to finance the League's operations.

The League does not have any derivative financial instruments.

FINANCIAL REPORT FOR THE YEAR ENDED 31 OCTOBER 2017

NOTES TO THE FINANCIAL STATEMENTS

FOR THE YEAR ENDED 31 OCTOBER 2017

a. Interest rate risk

The League's exposure to interest rate risk and the effective interest rate of financial assets and financial liabilities both recognized and unrecognized at balance date are as follows:

Financial instruments	Floating interest rate		Non-interest bearing		Total carrying amount		Average interest rate	
	2017	2016	2017	2016	2017	2016	2017	2016
ASSETS								
Cash	489,992	392,979			489,992	392,979	0.99%	0.71%
Receivables			55,122	79,318	55,122	79,318		
Total financial assets	489,992	392,979	55,122	79,318	545,114	472,297		
LIABILITIES								
Payables			119,902	79,249	119,902	79,249		
Total financial liabilities			119,902	79,249	119,902	79,249		
Net financial assets	489,992	392,979	(64,780)	69	425,212	393,048		

b. Net fair values

The aggregate net fair values of financial assets and liabilities approximate their carrying amounts.

c. Credit risk

The maximum exposure to credit risk at balance date in respect of each class of financial assets is the carrying value of those assets.

13. Related party transactions

Transactions between related parties are on normal commercial terms and conditions that are no more favorable than those available to other parties unless otherwise stated.

STATEMENT BY MEMBERS OF THE BOARD

Annual statements give a true and fair view of financial performance and position of incorporated association.

We, David Coutts and Garry Cranny, being Members of the Board of the Southern Netball Football League Inc., certify that –

The statements attached to this certificate give a true and fair view of the financial performance and position of the Southern Football Netball League Inc. during and at the end of the financial year of the association ending on 31 October 2017.



David Coutts

Signed

Dated: 22 November 2017



Garry Cranny

Signed

Dated: 22 November 2017

INDEPENDENT AUDITOR'S REPORT

to the Members of Southern Football Netball League Inc.

We have audited the accompanying financial report of Southern Football Netball League Inc. The financial report comprises the Statement of Financial Position as at 31 October 2017, and the Statement of Comprehensive Income, Statement of Changes in Equity and Statement of Cash Flows for the year ended on that date, a summary of significant Accounting Policies and other explanatory notes.

Board's Responsibility for the Financial Report

The Board of the League is responsible for the preparation and fair presentation of the financial report in accordance with the League's Rules, Australian Accounting Standards (including the Australian Accounting Interpretations) and the Associations Incorporation Reform Act 2012. This responsibility includes establishing and maintaining internal controls relevant to the preparation and fair presentation of the financial report that is free from material misstatement, whether due to fraud or error, selecting and applying appropriate accounting policies and making accounting estimates that are reasonable in the circumstances.

In note 1, the Board also states, in accordance with Accounting Standard AASB 101, Presentation of Financial Statements, that compliance with the Australian equivalents to International Financial Reporting Standards ensures that the financial report, comprising the financial statements and notes, complies with International Financial Reporting Standards.

Auditor's Responsibility

Our responsibility is to express an opinion on the financial report based on our audit work. We conducted our audit in accordance with Australian Auditing Standards. These Auditing Standards require that we comply with relevant ethical requirements relating to audit engagements and plan and perform the audit to obtain reasonable assurance whether the financial report is free from material misstatement.

An Audit involves performing procedures to obtain audit evidence about the amounts and disclosures in the financial report. The procedures selected depend on the auditor's judgment, including the assessment of the risks of material misstatement of the financial report, whether due to fraud or error. In making those risk assessments, the auditor considers internal controls relevant to the entity's preparation and fair presentation of the financial report in order to design audit procedures that are appropriate in the circumstances, but not for the purpose of expressing an opinion on the effectiveness of the entity's internal control. An audit also includes evaluating the appropriateness of accounting policies used and the reasonableness of accounting estimates made by the Board, as well as evaluating the overall presentation of the financial report.

We believe the audit evidence we have obtained is sufficient and appropriate to provide a basis for our audit opinion.

Independence

In conducting our audit we complied with applicable independence requirements of Australian professional ethical pronouncements.

Audit Opinion

In our opinion, the financial report of the Southern Football Netball League Inc., is in accordance with the Associations Incorporation Reform Act 2012, including:

- giving a true and fair view of the Association's financial position as at 31 October 2017 and of its performance for the period ended on that date, and
- complying with Australian Accounting Standards (including the Australian Accounting Interpretations) and the Associations Incorporation Reform Act 2012.



Crane White & Associates



Desmond Crane

Partner

22 November 2017

2A Malcolm Road, Croydon North, Victoria, Australia

FINANCIAL REPORT FOR THE YEAR ENDED 31 OCTOBER 2017

INCOME AND EXPENDITURE STATEMENT

FOR THE YEAR ENDED 31 OCTOBER 2017

	2017	2016
	\$	\$
Gross margin on sales and provision of services		
Sales of merchandise	37,202	45,922
Records and media	537	7,743
Club insurance	2,294	3,765
Umpiring	(812)	(7,216)
Finals	63,687	92,776
Functions	(17,839)	(16,743)
Club and member rebates	(16,295)	(18,012)
Interleague	(17,053)	(16,914)
AFL 9's	10,162	8,341
Pre-season competition	11,852	-
Netball	21,872	13,581
	95,607	113,243
Football affiliation fees	236,185	213,527
Sponsorship	166,881	153,720
Grants & subsidies	65,132	51,752
Interest received and receivable	6,273	3,494
Other	35,564	33,850
	605,642	569,586
Administration and finance costs		
Audit fees	7,500	7,396
Bookkeeping	30,648	33,887
Cleaning	4,725	4,832
Club education and development	22,218	17,630
Computer expenses	5,742	3,603
Depreciation and amortisation	17,120	18,965
Doubtful debts provision	71	(656)
Electricity and gas	9,615	8,008
Insurance	1,935	1,912
Loss on disposal of property, plant and equipment	-	13,856
Office supplies	6,896	6,221
Promotion expenses	42,494	38,245
Personnel costs	367,422	352,604
Postage, printing and stationery	5,998	10,705
Rent – premises	4,000	4,206
Rental of office equipment	7,003	6,898
Telephone and communications	16,850	17,549
Web-site expenses	5,140	2,623
Other	21,939	9,586
	577,316	558,070
	28,326	11,516

THE SFNL WERE PROUDLY SUPPORTED BY THE FOLLOWING PARTNERS IN 2017

MAJOR PARTNERS

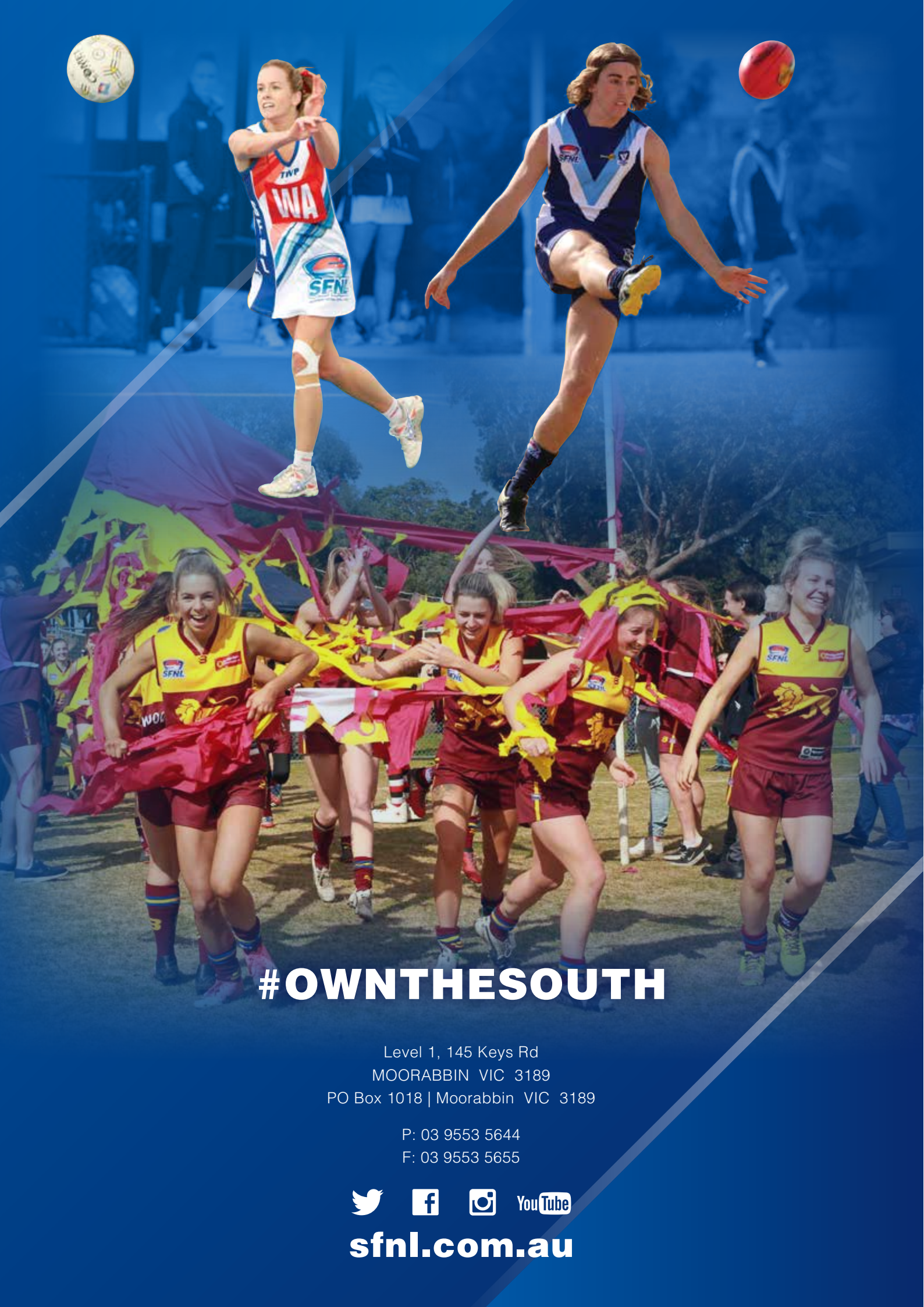


OFFICIAL PARTNERS



COMMUNITY PARTNERS





#OWNTHESOUTH

Level 1, 145 Keys Rd
MOORABBIN VIC 3189
PO Box 1018 | Moorabbin VIC 3189

P: 03 9553 5644
F: 03 9553 5655



YouTube

sfnl.com.au